

Configuration et dépannage de l'enregistrement des appels de base

Table des matières

[Introduction](#)

[Conditions préalables](#)

[Exigences](#)

[Composants utilisés](#)

[Informations générales](#)

[Types d'enregistrement des appels](#)

[Automatique](#)

[Application appelée](#)

[Sélectif](#)

[Basé sur la passerelle](#)

[Configuration de l'enregistrement automatique des appels pour l'intégration SIP uniquement](#)

[Créer une liaison SIP vers la destination d'enregistrement](#)

[Créer un profil d'enregistrement](#)

[Créer un modèle de routage pour router les appels d'enregistrement](#)

[Attribuer un profil d'enregistrement à une ligne téléphonique](#)

[Réglez BIB sur On et Confidentialité sur Off sur la page de configuration du téléphone](#)

[Vérifier](#)

[SCCP](#)

[SIP](#)

[Dépannage](#)

[Négociation de Codec](#)

[Mauvaise configuration incluant des problèmes CSS et PT](#)

[Informations connexes](#)

Introduction

Ce document décrit les bases de l'enregistrement des appels dans Cisco Unified Communications Manager (CUCM).

Conditions préalables

Exigences

Cisco recommande que vous ayez connaissance de CUCM intégré à un serveur d'enregistrement tiers.

Composants utilisés

Les informations contenues dans ce document sont basées sur les versions de matériel et de logiciel suivantes :

- CUCM
- Protocole Internet (IP) Cisco
- Serveur d'enregistrement des appels téléphoniques

The information in this document was created from the devices in a specific lab environment. All of the devices used in this document started with a cleared (default) configuration. Si votre réseau est en ligne, assurez-vous de bien comprendre l'incidence possible des commandes.

Informations générales

Ce document traite également du flux multimédia attendu, des flux d'appels attendus pour les périphériques SIP (Session Initiation Protocol) et SCCP (Skinny Client Control Protocol), ainsi qu'un exemple d'échec courant de la configuration de l'enregistrement des appels.

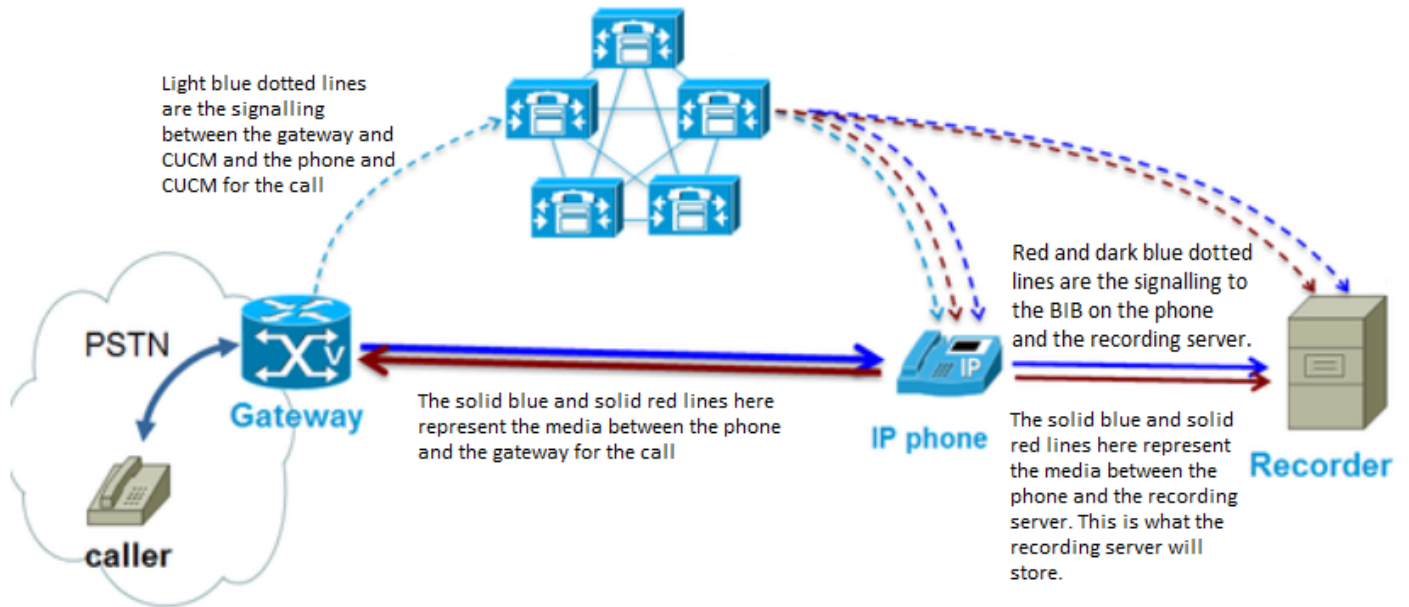
Types d'enregistrement des appels

Automatique

Les principaux éléments de l'enregistrement automatique des appels sont les suivants :

- Utilise le BIB (Integrated-In-Bridge) du téléphone IP pour acheminer l'audio vers la destination d'enregistrement
- Lancé chaque fois que le téléphone IP passe un appel ou reçoit un appel
- Nécessite uniquement une liaison SIP entre CUCM et la destination d'enregistrement. Certains fournisseurs d'enregistrement requièrent l'intégration de la téléphonie à l'ordinateur (CTI)
- Ne permet pas l'enregistrement des téléphones situés en dehors du réseau géré (doit avoir accès pour envoyer le protocole RTP directement au serveur d'enregistrement et être un téléphone IP Cisco capable d'allouer un BIB)

Dans ce schéma, les traits pleins représentent le flux de média attendu et les traits pointillés le flux de signalisation attendu :

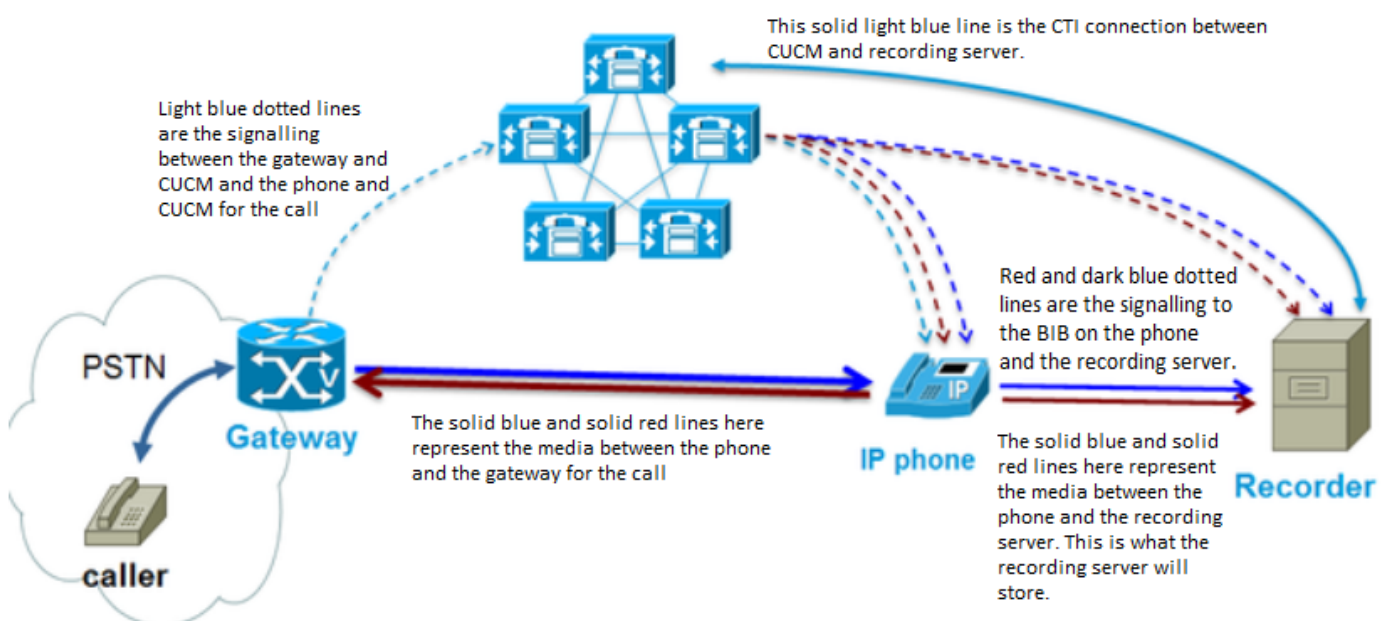


Application appelée

Les éléments clés de l'enregistrement des appels appelés par l'application sont les suivants :

- Utilise le BIB du téléphone IP afin de transmettre l'audio à la destination d'enregistrement
- Lancé lorsque l'application (enregistreur) l'exige
- Nécessite une ligne principale SIP et CTI avec application d'enregistrement
- L'utilisateur de l'application CTI doit avoir accès aux terminaux qui doivent être enregistrés
- N'autorise pas l'enregistrement des téléphones situés en dehors du réseau géré (doit avoir accès pour envoyer RTP directement au serveur d'enregistrement)

Dans le schéma, les traits pleins représentent le flux de média attendu et les traits pointillés le flux de signalisation attendu. La ligne continue entre CUCM et le serveur d'enregistrement indique une connexion CTI entre CUCM et l'application.

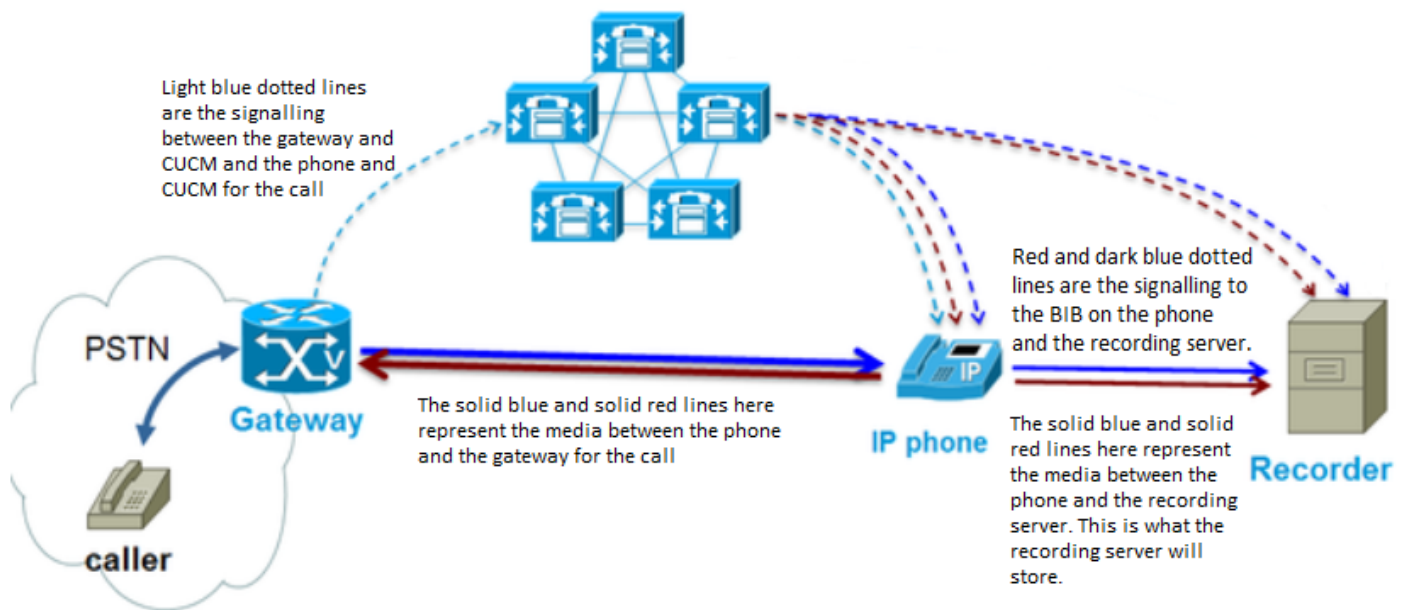


Sélectif

Les éléments clés de l'enregistrement sélectif des appels sont les suivants :

- Utilise le BIB du téléphone IP afin de transmettre l'audio à la destination d'enregistrement
- Lancé à chaque fois que l'utilisateur du téléphone IP sélectionne l'option d'enregistrement sur son téléphone IP (CUCM 9.x+) ou sur une application telle que dans [cette image](#)
- Nécessite généralement une liaison SIP entre CUCM et la destination d'enregistrement (qui dépend du fournisseur de l'application d'enregistrement)
- N'autorise pas l'enregistrement des téléphones qui se trouvent en dehors du réseau géré (doit avoir accès pour envoyer RTP directement au serveur d'enregistrement)

Comme vous pouvez le voir dans ce diagramme, le chemin de média et de signalisation est très similaire à l'enregistrement automatique des appels :

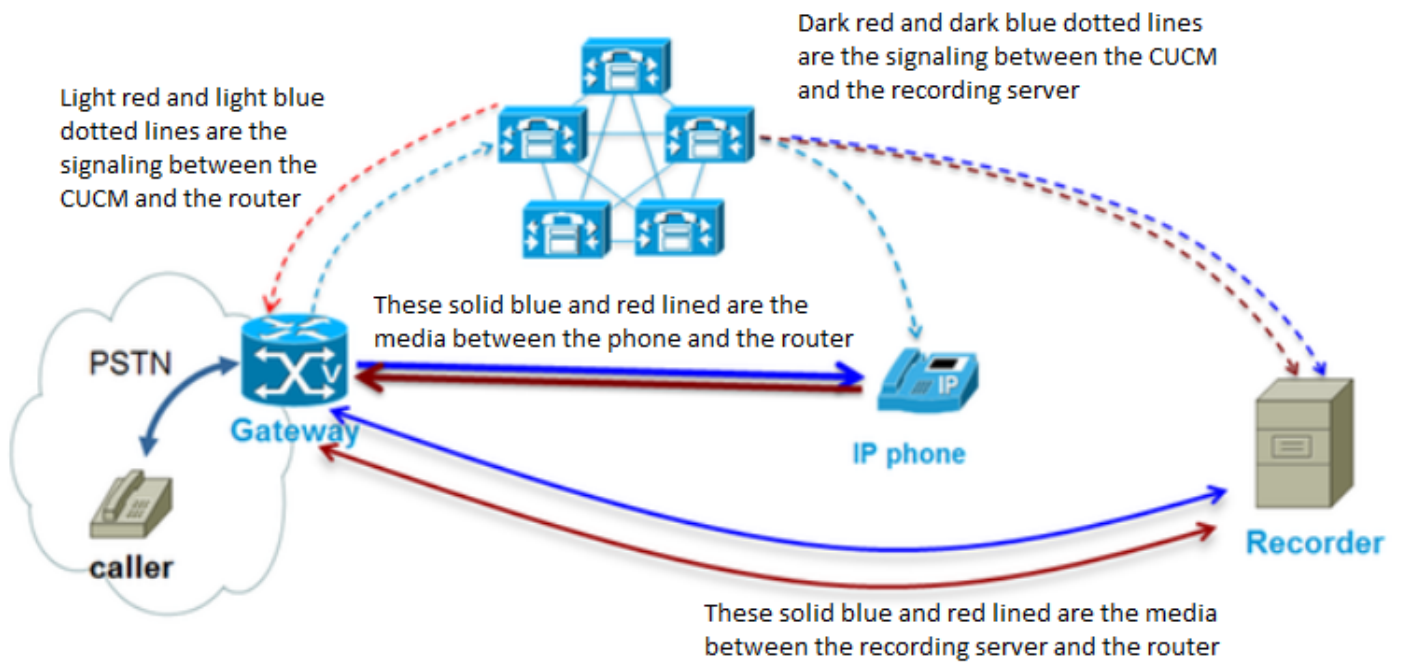


Basé sur la passerelle

Les principaux éléments de l'enregistrement des appels basé sur la passerelle sont les suivants :

- La passerelle vocale achemine le support vers la destination d'enregistrement
- CUCM s'enregistre auprès de la passerelle comme application
- CUCM utilise le protocole HTTP afin de demander à Gateway (GW) de diffuser le média vers la destination d'enregistrement
- CUCM s'intègre à la destination d'enregistrement via la ligne principale SIP
- Permet l'enregistrement des appels qui transitent simplement par le réseau géré (par exemple, pour les utilisateurs mobiles) ou pour les téléphones qui ne prennent pas en charge le BIB

Comme vous pouvez le voir sur le schéma ici, le flux multimédia est très différent des autres types d'enregistrement d'appels :



Configuration de l'enregistrement automatique des appels pour l'intégration SIP uniquement

Cette section décrit comment configurer l'intégration SIP d'un serveur d'enregistrement.

Créer une liaison SIP vers la destination d'enregistrement

- Accédez à **Device > Trunk**, sélectionnez **Add New**.
- Créez une ligne principale SIP avec les paramètres indiqués dans l'image.

Trunk Configuration

➔ Next

Status

i Status: Ready

Trunk Information

Trunk Type*

Device Protocol*

Trunk Service Type*

Next





- Saisissez le nom du périphérique, le pool de périphériques, MRGL, le profil de sécurité de la ligne principale SIP et le profil SIP appropriés

- L'adresse de destination configurée est l'adresse du serveur d'application d'enregistrement.


Créer un profil d'enregistrement

- Accédez à **Device > Device Settings > Recording Profile**
- L'adresse de destination d'enregistrement est l'endroit où les appels d'enregistrement sont envoyés, comme illustré dans l'image.

Recording Profile Configuration

 Save
 Delete
 Copy
 Add New

Status

 Status: Ready

Recording Profile Information

Name*

Recording Calling Search Space

Recording Destination Address *

Créer un modèle de routage pour router les appels d'enregistrement

- Créez un modèle de routage qui correspond à l'adresse de destination d'enregistrement configurée à l'étape précédente
- Si vous souhaitez configurer des liaisons SIP redondantes, vous pouvez pointer vers une liste de routage au lieu de pointer directement vers la ligne principale SIP

Remarque : la partition affectée à ce modèle de route doit être associée à l'espace RecordingCallingSearch et comme indiqué dans l'image.

Pattern Definition

Route Pattern*	<input type="text" value="8675309"/>
Route Partition	<input type="text" value="INTERNAL_PT"/>
Description	<input type="text"/>
Numbering Plan	<input type="text" value="-- Not Selected --"/>
Route Filter	<input >")"="" none="" type="text" value("<=""/>
MLPP Precedence*	<input type="text" value="Default"/>
<input type="checkbox"/> Apply Call Blocking Percentage	<input type="text"/>
Resource Priority Namespace Network Domain	<input >")"="" none="" type="text" value("<=""/>
Route Class*	<input type="text" value="Default"/>
Gateway/Route List*	<input type="text" value="RecordingTrunk"/> (Edit)
Route Option	<input checked="" type="radio"/> Route this pattern

Attribuer un profil d'enregistrement à une ligne téléphonique

- Sur un téléphone déjà créé avec un poste existant, affectez le profil d'enregistrement créé
- Attribuer également le type d'enregistrement d'appel à cet emplacement
- L'exemple montre l'enregistrement automatique, comme illustré dans l'image.

Recording Option*	Automatic Call Recording Enabled
Recording Profile	Test Recording Profile
Recording Media Source*	Phone Preferred
Monitoring Calling Search Space	< None >

Réglez BIB sur On et Confidentialité sur Off sur la page de configuration du téléphone

Dans la page de configuration du périphérique, accédez à la section intitulée **Device Information**. Réglez le pont intégré sur **Activé** et la confidentialité sur **Désactivé**, comme illustré dans l'image.

Built In Bridge*	On
Privacy*	Off

Vérifier

Utilisez cette section pour confirmer que votre configuration fonctionne correctement.

Voici les comportements attendus dans les suivis Call Manager pour les téléphones SCCP et SIP avec la configuration donnée. Ces exemples concernent un téléphone qui appelle un autre téléphone sur le même cluster alors que l'un des téléphones est configuré pour l'enregistrement des appels.

Remarque : les journaux à collecter auprès de CUCM sont CTIManger, CallManager, Event Viewer App/Sys et pcaps peuvent être nécessaires dans certains scénarios.

Remarque : les journaux à collecter à partir des téléphones sont les journaux de console et les pcaps. Vous pouvez obtenir des pcaps à partir du serveur d'enregistrement en même temps que vous obtenez les pcaps à partir du téléphone.

SCCP

```
~~~~~  
Normal CCM Traces for SCCP phone to SCCP phone with SIP Integrated Call Recording  
~~~~~  
  
### Calling phone places call  
  
03796977.001 |20:21:08.055 |AppInfo |StationInit: (0000109) SoftKeyEvent softKeyEvent=1(Redial)  
lineInstance=0 callReference=0.
```

CUCM performs digit analysis against the dialed digits (dd="9110001")

```
03797017.001 |20:21:08.057 |AppInfo |Digit Analysis: star_DaReq: daReq.partitionSearchSpace(),
filteredPartitionSearchSpaceString(), partitionSearchSpaceString()
03797017.002 |20:21:08.057 |AppInfo |Digit Analysis: star_DaReq: Matching Legacy Numeric,
digits=9110001
03797017.003 |20:21:08.057 |AppInfo |Digit Analysis: getDaRes data&colon; daRes.ssType=[0]
Intercept DAMR.sstype=[0], TPcount=[0], DAMR.NotifyCount=[0], DaRes.NotifyCount=[0]
03797017.004 |20:21:08.057 |AppInfo |Digit Analysis: getDaRes - Remote Destination [] isURI[1]
03797017.005 |20:21:08.057 |AppInfo |Digit analysis: patternUsage=2
03797017.006 |20:21:08.057 |AppInfo |Digit analysis: match(pi="2", fqc="9110006",
cn="9110006",plv="5", pss="", TodFilteredPss="", dd="9110001",dac="0")
03797017.007 |20:21:08.057 |AppInfo |Digit analysis: analysis results
03797017.008 |20:21:08.057 |AppInfo ||PretransformCallingPartyNumber=9110006
|CallingPartyNumber=9110006
|DialingPartition=
|DialingPattern=9110001
|FullyQualifiedCalledPartyNumber=9110001
|DialingPatternRegularExpression=(9110001)
|DialingWhere=
|PatternType=Enterprise
|PotentialMatches=NoPotentialMatchesExist
|DialingSdlProcessId=(0,0,0)
|PretransformDigitString=9110001
|PretransformTagsList=SUBSCRIBER
|PretransformPositionalMatchList=9110001
|CollectedDigits=9110001
```

CUCM determines call must stay on same node; go to LineControl
(PID=LineControl(2,100,174,137))

```
03797019.001 |20:21:08.058 |AppInfo |Digit analysis: wait_DmPidRes- Partition=[]
Pattern=[9110001] Where=[],cmDeviceType=[UserDevice], OutsideDialtone =[0], DeviceOverride=[0],
PID=LineControl(2,100,174,137),CI=[38960749],Sender=Cdcc(2,100,219,29)
```

CUCM extends call to phone

```
03797036.003 |20:21:08.058 |AppInfo |StationD: (0000114) DEBUG whatToDo: line=1 calls=0
limit=4, busy=2. GCI=(2, 5033), cm_PL=(5, 0).
03797036.004 |20:21:08.058 |AppInfo |StationD: (0000114) DEBUG whatToDo: busy trigger not
hit... send to open appearance
03797036.005 |20:21:08.058 |AppInfo |preFilterCapCount =[11], preFilterCaps :: (Cap)= (25) (6)
(4) (2) (7) (8) (15) (16) (11) (12) (257) Filtering Caps due to Service Parameter Configuration
postFilterCapCount =[8], postFilterCaps :: (Cap)= (25) (4) (2) (15) (16) (11) (12) (257)
03797036.006 |20:21:08.058 |AppInfo |preFilterCapCount =[0], preFilterCaps :: (Cap)= Filtering
Caps due to Service Parameter Configuration postFilterCapCount =[0], postFilterCaps :: (Cap)=
03797036.007 |20:21:08.058 |Created |
|StationCdpc(2,100,64,22) |StationD(2,100,63,114) |
|NumOfCurrentInstances: 2
03797036.008 |20:21:08.058 |AppInfo |StationD: (0000114) DEBUG- getLineRingSetting:
retVal=4.
03797036.009 |20:21:08.058 |AppInfo |StationD: (0000114) DEBUG- saveRinger for: ci=38960750,
line=1, mode=2, cm_precedence=5, callPhase=5.
03797036.010 |20:21:08.058 |AppInfo |StationD: (0000114) DEBUG- saveRinger: ci=38960750,
line=1, mode=2, cm_precedence=5, callPhase=5, modifier=0
03797036.011 |20:21:08.058 |AppInfo |StationD: (0000114) INFO sendCallAcceptReq: Try to
send StationLineCallAccept to cdpc=22 .
03797036.012 |20:21:08.058 |AppInfo |StationD: (0000114) playRinger for: ci=38960750.
03797036.013 |20:21:08.058 |AppInfo |StationD: (0000114) DEBUG- getLineRingSetting:
retVal=4.
03797036.014 |20:21:08.058 |AppInfo |StationD: (0000114) DEBUG- getLineRingSetting:
retVal=4.
```


03797036.015 |20:21:08.058 |AppInfo |StationD: (0000114) DEBUG- getLineRingSetting:
retVal=4.

Called (recorded) phone goes off hook

03797089.001 |20:21:09.335 |AppInfo |StationD: (0000114) restart0_StationOffHook - INFO:
CI=38960750 on line=1, SPKMode=0, alwaysPrimeLine=0, alwaysUsePrimeLineForVM=0, fid=0,
offHookTrigger=0.

CUCM Tells the calling phone to open the logical channel

03797153.001 |20:21:09.337 |AppInfo |StationD: (0000109) SEP0018195AA209 ,
star_MediaExchangeAgenaOpenLogicalChannel packetSize=20, codec=4, ci=38960749

CUCM Tells the called (recorded party) phone to open the logical channel

03797156.001 |20:21:09.337 |AppInfo |StationD: (0000114) SEP001795BDD16B ,
star_MediaExchangeAgenaOpenLogicalChannel packetSize=20, codec=4, ci=38960750

CUCM Tells the calling phone to open the receive channel

03797164.002 |20:21:09.337 |AppInfo |StationD: (0000109) OpenReceiveChannel
conferenceID=38960749 passThruPartyID=33554450 millisecondPacketSize=20
compressionType=4 (Media_Payload_G711Ulaw64k) RFC2833PayloadType=0 qualifierIn=?
sourceIpAddr=IpAddr.type:0 ipAddr:0x0e302021000000000000000000000000(10.48.32.33). myIP:
IpAddr.type:0 ipv4Addr:0x0e30201c(10.48.32.28)

CUCM Tells the called (recorded party) phone to open the receive channel

03797168.002 |20:21:09.337 |AppInfo |StationD: (0000114) OpenReceiveChannel
conferenceID=38960750 passThruPartyID=33554451 millisecondPacketSize=20
compressionType=4 (Media_Payload_G711Ulaw64k) RFC2833PayloadType=0 qualifierIn=?
sourceIpAddr=IpAddr.type:0 ipAddr:0x0e30201c000000000000000000000000(10.48.32.28). myIP:
IpAddr.type:0 ipv4Addr:0x0e302021(10.48.32.33)

CUCM allocates BIB on called (recorded) phone

03797210.000 |20:21:09.338 |SdlSig |MrmAllocateUcbResourceReq |waiting
|MediaResourceManager(2,100,138,1) |Cc(2,100,220,1)
|2,100,14,8384.91^10.48.32.33^SEP001795BDD16B |[R:N-H:0,N:1,L:0,V:0,Z:0,D:0] CI=38960751
SsType=33554461 SsKey=9 BridgeType=0 MRGLPkid= NumStream=1 Bib=89cdb152-4ef2-4d60-9e6b-
ab8c77c22618 BibTgCi=38960750 FeatId=159 PL=5 PLDmn=0 DeviceCapability=0 NumVideoCapable=0
requestDeviceType=0 requestDeviceLocale=64 forkingDevicePosition=2 playToneDir=3

BiB places first call to recording destination address (cn is calling party which is the BiB
cn="b00223908001" and it is dialing the recordingdestination dd="8675309")

03797269.001 |20:21:09.340 |AppInfo |Digit Analysis: star_DaReq: daReq.partitionSearchSpace(),
filteredPartitionSearchSpaceString(), partitionSearchSpaceString()
03797269.002 |20:21:09.340 |AppInfo |Digit Analysis: star_DaReq: Matching Legacy Numeric,
digits=8675309
03797269.003 |20:21:09.340 |AppInfo |Digit Analysis: getDaRes data: daRes.ssType=[0] Intercept
DAMR.sstype=[0], TPcount=[0], DAMR.NotifyCount=[0], DaRes.NotifyCount=[0]
03797269.004 |20:21:09.340 |AppInfo |Digit Analysis: getDaRes - Remote Destination [8675309]
isURI[0]
03797269.005 |20:21:09.340 |AppInfo |CMUtility routeCallThroughCTIRD: no matching
RemDestDynamic record exists for remdest [8675309]
03797269.006 |20:21:09.340 |AppInfo |DbMobility: getMatchedRemDest starts: cnumber = 8675309
03797269.007 |20:21:09.340 |AppInfo |DbMobility: getMatchedRemDest: full match case
03797269.008 |20:21:09.340 |AppInfo |DbMobility SelectByDestination: no matching RemDestDynamic
record exists for remdest [8675309]
03797269.009 |20:21:09.340 |AppInfo |DbMobility: can't find remdest 8675309 in map

03797269.010 |20:21:09.340 |AppInfo |Digit analysis: patternUsage=5
03797269.011 |20:21:09.340 |AppInfo |Digit analysis: match(pi="1", fqcn="",
cn="b00223908001",plv="5", pss="E911_PT:Phones_PT:EMERGENCY_PT:INTERNAL_PT:INFORMACAST_PT",
TodFilteredPss="E911_PT:Phones_PT:EMERGENCY_PT:INTERNAL_PT:INFORMACAST_PT",
dd="8675309",dac="0")
03797269.012 |20:21:09.340 |AppInfo |Digit analysis: analysis results
03797269.013 |20:21:09.340 |AppInfo ||PretransformCallingPartyNumber=b00223908001
|CallingPartyNumber=b00223908001
|DialingPartition=
|DialingPattern=8675309
|FullyQualifiedCalledPartyNumber=8675309
|DialingPatternRegularExpression=(8675309)
|DialingWhere=
|PatternType=Enterprise
|PotentialMatches=NoPotentialMatchesExist
|DialingSdlProcessId=(0,0,0)
|PretransformDigitString=8675309
|PretransformTagsList=SUBSCRIBER
|PretransformPositionalMatchList=8675309
|CollectedDigits=8675309

CUCM sends INVITE #1 to configured recording server (10.48.32.170)

03797320.001 |20:21:09.343 |AppInfo |//SIP/SIPUdp/wait_SdlSPISignal: Outgoing SIP UDP message
to 10.48.32.170:[5060]:
[212231,NET]
INVITE sip:8675309@10.48.32.170:5060 SIP/2.0
Via: SIP/2.0/UDP 10.48.32.90:5060;branch=z9hG4bK204d520fedb3
From: <sip:9110001@10.48.32.90;x-nearend;x-refci=38960750;x-nearendclusterid=glenscucm10-5;x-
nearenddevice=sep001795bdd16b;x-nearendaddr=9110001;x-farendrefci=38960749;x-
farendclusterid=glenscucm10-5;x-farenddevice=sep0018195aa209;x-
farendaddr=9110006>;tag=73601~713e2333-4032-45f1-b1f5-e33cf471acec-38960754
To: <sip:8675309@10.48.32.170>
Date: Tue, 30 Sep 2014 00:21:09 GMT
Call-ID: abbb8e00-4291f775-204c-5a20300e@10.48.32.90
Supported: timer,resource-priority,replaces
Min-SE: 1800
User-Agent: Cisco-CUCM10.5
Allow: INVITE, OPTIONS, INFO, BYE, CANCEL, ACK, PRACK, UPDATE, REFER, SUBSCRIBE, NOTIFY
CSeq: 101 INVITE
Expires: 180
Allow-Events: presence, kpml
Supported: X-cisco-srtp-fallback
Supported: Geolocation
Call-Info: ;method="NOTIFY;Event=telephone-event;Duration=500"
Cisco-Guid: 2881195520-0000065536-0000000011-1512058894
Session-Expires: 1800
P-Asserted-Identity: <sip:9110001@10.48.32.90>
Remote-Party-ID: <sip:9110001@10.48.32.90>;party=calling;screen=yes;privacy=off
Contact: <sip:9110001@10.48.32.90:5060>;isFocus
Max-Forwards: 70
Content-Length: 0

BiB places second call to recording destination address (cn is calling party which is the
BiB cn="b00223908001" and it is dialing the recordingdestination dd="8675309")
Note that the BiB number stayed the same (b00223908001) and so did the recordingdestination
number

03797367.010 |20:21:09.344 |AppInfo |Digit analysis: patternUsage=5
03797367.011 |20:21:09.344 |AppInfo |Digit analysis: match(pi="1", fqcn="",
cn="b00223908001",plv="5", pss="E911_PT:Phones_PT:EMERGENCY_PT:INTERNAL_PT:INFORMACAST_PT",
TodFilteredPss="E911_PT:Phones_PT:EMERGENCY_PT:INTERNAL_PT:INFORMACAST_PT",
dd="8675309",dac="0")

03797367.012 |20:21:09.344 |AppInfo |Digit analysis: analysis results
03797367.013 |20:21:09.344 |AppInfo ||PretransformCallingPartyNumber=b00223908001
|CallingPartyNumber=b00223908001
|DialingPartition=
|DialingPattern=8675309
|FullyQualifiedCalledPartyNumber=8675309
|DialingPatternRegularExpression=(8675309)
|DialingWhere=
|PatternType=Enterprise
|PotentialMatches=NoPotentialMatchesExist
|DialingSdlProcessId=(0,0,0)
|PretransformDigitString=8675309
|PretransformTagsList=SUBSCRIBER
|PretransformPositionalMatchList=8675309
|CollectedDigits=8675309

CUCM receives 200 OK in response to INVITE #1

03797390.001 |20:21:09.345 |AppInfo |//SIP/SIPUdp/wait_SdlDataInd: Incoming SIP UDP message
size 737 from 10.48.32.170:[5060]:
[212232,NET]
SIP/2.0 200 OK
Via: SIP/2.0/UDP 10.48.32.90:5060;branch=z9hG4bK204d520fedb3
From: <sip:9110001@10.48.32.90;x-nearend;x-refci=38960750;x-nearendclusterid=glenscucm10-5;x-
nearenddevice=sep001795bdd16b;x-nearendaddr=9110001;x-farendrefci=38960749;x-
farendclusterid=glenscucm10-5;x-farenddevice=sep0018195aa209;x-
farendaddr=9110006>;tag=73601~713e2333-4032-45f1-b1f5-e33cf471acec-38960754
To: <sip:8675309@10.48.32.170>;tag=1
Call-ID: abbb8e00-4291f775-204c-5a20300e@10.48.32.90
CSeq: 101 INVITE
Contact: <sip:10.48.32.170:5060;transport=udp>
Content-Type: application/sdp
Content-Length: 135

v=0
o=user1 53655765 2353687637 IN IP4 10.48.32.170
s=-
c=IN IP4 10.48.32.170
t=0 0
m=audio 6000 RTP/AVP 0
a=rtpmap:0 PCMU/8000

CUCM sends INVITE #2 to recording server (10.48.32.170)

03797445.001 |20:21:09.348 |AppInfo |//SIP/SIPUdp/wait_SdlSPISignal: Outgoing SIP UDP message
to 10.48.32.170:[5060]:
[212233,NET]
INVITE sip:8675309@10.48.32.170:5060 SIP/2.0
Via: SIP/2.0/UDP 10.48.32.90:5060;branch=z9hG4bK204e754eaeae
From: <sip:9110001@10.48.32.90;x-farend;x-refci=38960750;x-nearendclusterid=glenscucm10-5;x-
nearenddevice=sep001795bdd16b;x-nearendaddr=9110001;x-farendrefci=38960749;x-
farendclusterid=glenscucm10-5;x-farenddevice=sep0018195aa209;x-
farendaddr=9110006>;tag=73602~713e2333-4032-45f1-b1f5-e33cf471acec-38960757
To: <sip:8675309@10.48.32.170>
Date: Tue, 30 Sep 2014 00:21:09 GMT
Call-ID: abbb8e00-4291f775-204d-5a20300e@10.48.32.90
Supported: timer,resource-priority,replaces
Min-SE: 1800
User-Agent: Cisco-CUCM10.5
Allow: INVITE, OPTIONS, INFO, BYE, CANCEL, ACK, PRACK, UPDATE, REFER, SUBSCRIBE, NOTIFY
CSeq: 101 INVITE
Expires: 180
Allow-Events: presence, kpml

Supported: X-cisco-srtp-fallback
Supported: Geolocation
Call-Info: ;method="NOTIFY;Event=telephone-event;Duration=500"
Cisco-Guid: 2881195520-0000065536-0000000012-1512058894
Session-Expires: 1800
P-Asserted-Identity: <sip:9110001@10.48.32.90>
Remote-Party-ID: <sip:9110001@10.48.32.90>;party=calling;screen=yes;privacy=off
Contact: <sip:9110001@10.48.32.90:5060>;isFocus
Max-Forwards: 70
Content-Length: 0

CUCM receives 200 OK in response to INVITE #2

03797498.001 |20:21:09.350 |AppInfo |//SIP/SIPUdp/wait_SdlDataInd: Incoming SIP UDP message size 736 from 10.48.32.170:[5060]:
[212235,NET]
SIP/2.0 200 OK
Via: SIP/2.0/UDP 10.48.32.90:5060;branch=z9hG4bK204e754eaeae
From: <sip:9110001@10.48.32.90;x-farend;x-refci=38960750;x-nearendclusterid=glenscucm10-5;x-nearenddevice=sep001795bdd16b;x-nearendaddr=9110001;x-farendrefci=38960749;x-farendclusterid=glenscucm10-5;x-farenddevice=sep0018195aa209;x-farendaddr=9110006>;tag=73602~713e2333-4032-45f1-b1f5-e33cf471acec-38960757
To: <sip:8675309@10.48.32.170>;tag=2
Call-ID: abbb8e00-4291f775-204d-5a20300e@10.48.32.90
CSeq: 101 INVITE
Contact: <sip:10.48.32.170:5060;transport=udp>
Content-Type: application/sdp
Content-Length: 135

v=0
o=user1 53655765 2353687637 IN IP4 10.48.32.170
s=-
c=IN IP4 10.48.32.170
t=0 0
m=audio 6000 RTP/AVP 0
a=rtpmap:0 PCMU/8000

CUCM sends outbound ACK in response to 200 OK #1

03797500.001 |20:21:09.351 |AppInfo |//SIP/SIPUdp/wait_SdlSPISignal: Outgoing SIP UDP message to 10.48.32.170:[5060]:
[212236,NET]
ACK sip:10.48.32.170:5060;transport=UDP SIP/2.0
Via: SIP/2.0/UDP 10.48.32.90:5060;branch=z9hG4bK204f50bef815
From: <sip:9110001@10.48.32.90;x-nearend;x-refci=38960750;x-nearendclusterid=glenscucm10-5;x-nearenddevice=sep001795bdd16b;x-nearendaddr=9110001;x-farendrefci=38960749;x-farendclusterid=glenscucm10-5;x-farenddevice=sep0018195aa209;x-farendaddr=9110006>;tag=73601~713e2333-4032-45f1-b1f5-e33cf471acec-38960754
To: <sip:8675309@10.48.32.170>;tag=1
Date: Tue, 30 Sep 2014 00:21:09 GMT
Call-ID: abbb8e00-4291f775-204c-5a20300e@10.48.32.90
User-Agent: Cisco-CUCM10.5
Max-Forwards: 70
CSeq: 101 ACK
Allow-Events: presence, kpml
Content-Type: application/sdp
Content-Length: 254

v=0
o=CiscoSystemsCCM-SIP 73601 1 IN IP4 10.48.32.90
s=SIP Call
c=IN IP4 10.48.32.33
b=TIAS:64000

b=CT:64
b=AS:64
t=0 0
m=audio 4000 RTP/AVP 0 101
a=ptime:20
a=rtpmap:0 PCMU/8000
a=sendonly
a=rtpmap:101 telephone-event/8000
a=fmtp:101 0-15

CUCM sends startMediaTransmission to the called (recorded) phone telling the phone to send RTP to recording server (10.48.32.170)

03797479.001 |20:21:09.350 |AppInfo |StationD: (0000114) startMediaTransmission
conferenceID=38960750 passThruPartyID=33554452 remoteIpAddress=IpAddr.type:0
ipAddr:0x0e3020aa000000000000000000000000(10.48.32.170) remotePortNumber=6000
milliSecondPacketSize=20 compressType=4(Media_Payload_G711Ulaw64k) RFC2833PayloadType=0
qualifierOut=?. myIP: IpAddr.type:0 ipv4Addr:0x0e302021(10.48.32.33)

CUCM sends startMediaTransmission #2 to the called (recorded) phone telling the phone to send RTP to recording server (10.48.32.170)

03797596.001 |20:21:09.354 |AppInfo |StationD: (0000114) startMediaTransmission
conferenceID=38960750 passThruPartyID=33554453 remoteIpAddress=IpAddr.type:0
ipAddr:0x0e3020aa000000000000000000000000(10.48.32.170) remotePortNumber=6000
milliSecondPacketSize=20 compressType=4(Media_Payload_G711Ulaw64k) RFC2833PayloadType=0
qualifierOut=?. myIP: IpAddr.type:0 ipv4Addr:0x0e302021(10.48.32.33)

CUCM sends outbound ACK in response to 200 OK #2

03797615.001 |20:21:09.354 |AppInfo |//SIP/SIPUdp/wait_SdlSPISignal: Outgoing SIP UDP message
to 10.48.32.170:[5060]:
[212237,NET]
ACK sip:10.48.32.170:5060;transport=UDP SIP/2.0
Via: SIP/2.0/UDP 10.48.32.90:5060;branch=z9hG4bK2050183495f1
From: <sip:9110001@10.48.32.90;x-farend;x-refci=38960750;x-nearendclusterid=glenscucm10-5;x-
nearenddevice=sep001795bdd16b;x-nearendaddr=9110001;x-farendrefci=38960749;x-
farendclusterid=glenscucm10-5;x-farenddevice=sep0018195aa209;x-
farendaddr=9110006>;tag=73602~713e2333-4032-45f1-b1f5-e33cf471lacec-38960757
To: <sip:8675309@10.48.32.170>;tag=2
Date: Tue, 30 Sep 2014 00:21:09 GMT
Call-ID: abbb8e00-4291f775-204d-5a20300e@10.48.32.90
User-Agent: Cisco-CUCM10.5
Max-Forwards: 70
CSeq: 101 ACK
Allow-Events: presence, kpml
Content-Type: application/sdp
Content-Length: 254

v=0
o=CiscoSystemsCCM-SIP 73602 1 IN IP4 10.48.32.90
s=SIP Call
c=IN IP4 10.48.32.33
b=TIAS:64000
b=CT:64
b=AS:64
t=0 0
m=audio 4000 RTP/AVP 0 101
a=ptime:20
a=rtpmap:0 PCMU/8000
a=sendonly
a=rtpmap:101 telephone-event/8000
a=fmtp:101 0-15

Calling phone sends CUCM the ORC ACK

03797634.001 |20:21:09.385 |AppInfo |StationInit: (0000109) OpenReceiveChannelAck Status=0, IpAddr=IpAddr.type:0 ipAddr:0x0e30201c000000000000000000000000(10.48.32.28), Port=17996, PartyID=33554450

CUCM sends startMediaTransmission to the called (recorded) phone telling the phone to send RTP to the calling phone (10.48.32.28)

03797642.001 |20:21:09.385 |AppInfo |StationD: (0000114) startMediaTransmission conferenceID=38960750 passThruPartyID=33554451 remoteIpAddress=IpAddr.type:0 ipAddr:0x0e30201c000000000000000000000000(10.48.32.28) remotePortNumber=17996 milliSecondPacketSize=20 compressType=4(Media_Payload_G711Ulaw64k) RFC2833PayloadType=0 qualifierOut=?. myIP: IpAddr.type:0 ipv4Addr:0x0e302021(10.48.32.33)

Called (recorded) phone sends CUCM the ORC ACK

03797643.001 |20:21:09.454 |AppInfo |StationInit: (0000114) OpenReceiveChannelAck Status=0, IpAddr=IpAddr.type:0 ipAddr:0x0e302021000000000000000000000000(10.48.32.33), Port=32588, PartyID=33554451

CUCM sends startMediaTransmission to the calling phone telling the phone to send RTP to the called phone (10.48.32.33)

03797655.001 |20:21:09.454 |AppInfo |StationD: (0000109) startMediaTransmission conferenceID=38960749 passThruPartyID=33554450 remoteIpAddress=IpAddr.type:0 ipAddr:0x0e302021000000000000000000000000(10.48.32.33) remotePortNumber=32588 milliSecondPacketSize=20 compressType=4(Media_Payload_G711Ulaw64k) RFC2833PayloadType=0 qualifierOut=?. myIP: IpAddr.type:0 ipv4Addr:0x0e30201c(10.48.32.28)

SIP

~~~~~  
Normal CCM Traces for SIP phone to SIP phone with SIP Integrated Call Recording  
~~~~~

Calling phone places call

04241111.002 |11:27:41.232 |AppInfo |SIPTcp - wait_SdlReadRsp: Incoming SIP TCP message from 10.48.38.102 on port 50147 index 32 with 1946 bytes:
[286938,NET]
INVITE sip:1001@10.48.38.5;user=phone SIP/2.0
Via: SIP/2.0/TCP 10.48.38.102:50147;branch=z9hG4bK598c2eb2
From: "SJ User 1" <sip:1000@10.48.38.5>;tag=38ed18552a12296c00ff41e8-5fb7856e
To: <sip:1001@10.48.38.5>
Call-ID: 38ed1855-2a120006-78c34baf-1b81d864@10.48.38.102
Max-Forwards: 70
Session-ID: 1001532000105000a00038ed18552a12;remote=00000000000000000000000000000000
Date: Tue, 27 Aug 2019 15:27:42 GMT
CSeq: 101 INVITE
User-Agent: Cisco-CP7861/12.1.1
Contact: <sip:ab17ea6e-8072-927d-aad0-d10273906106@10.48.38.102:50147;transport=tcp>;+u.sip!devicename.ccm.cisco.com="SEP38ED18552A12"
Expires: 180
Accept: application/sdp
Allow: ACK, BYE, CANCEL, INVITE, NOTIFY, OPTIONS, REFER, REGISTER, UPDATE, SUBSCRIBE, INFO
Remote-Party-ID: "SJ User 1" <sip:1000@10.48.38.5>;party=calling;id-type=subscriber;privacy=off;screen=yes
Supported: replaces, join, sdp-anat, norefersub, resource-priority, extended-refer, X-cisco-

callinfo,X-cisco-serviceuri,X-cisco-escapecodes,X-cisco-service-control,X-cisco-srtp-fallback,X-cisco-monrec,X-cisco-config,X-cisco-sis-7.0.0,X-cisco-xsi-8.5.1

Allow-Events: kpml,dialog

Recv-Info: conference

Recv-Info: x-cisco-conference

Content-Length: 687

Content-Type: application/sdp

Content-Disposition: session;handling=optional

v=0

o=Cisco-SIPUA 15384 0 IN IP4 10.48.38.102

s=SIP Call

b=AS:4064

t=0 0

m=audio 17904 RTP/AVP 114 9 113 115 0 8 116 18 101

c=IN IP4 10.48.38.102

b=TIAS:64000

a=rtpmap:114 opus/48000/2

a=fmtp:114 maxplaybackrate=16000;sprop-

maxcapture=16000;maxaveragebitrate=64000;stereo=0;sprop-stereo=0;usedtx=0

a=rtpmap:9 G722/8000

a=rtpmap:113 AMR-WB/16000

a=fmtp:113 octet-align=0;mode-change-capability=2

a=rtpmap:115 AMR-WB/16000

a=fmtp:115 octet-align=1;mode-change-capability=2

a=rtpmap:0 PCMU/8000

a=rtpmap:8 PCMA/8000

a=rtpmap:116 iLBC/8000

a=fmtp:116 mode=20

a=rtpmap:18 G729/8000

a=fmtp:18 annexb=yes

a=rtpmap:101 telephone-event/8000

a=fmtp:101 0-15

a=sendrecv

CUCM performs digit analysis against the dialed digits (dd="1000")

04241138.007 |11:27:41.238 |AppInfo |Digit analysis: match(pi="2", fqcn="+14085251000", cn="1000", plv="5", pss="EMERGENCY_PT:INTERNAL_PT:SJ_LOCAL_PT:LD_PT:GLOBALIZED_PT", TodFilteredPss="EMERGENCY_PT:INTERNAL_PT:SJ_LOCAL_PT:LD_PT:GLOBALIZED_PT", dd="1001", dac="0")

04241138.008 |11:27:41.238 |AppInfo |Digit analysis: analysis results

04241138.009 |11:27:41.238 |AppInfo ||PretransformCallingPartyNumber=1000

|CallingPartyNumber=1000

|DialingPartition=INTERNAL_PT

|DialingPattern=1001

|FullyQualifiedCalledPartyNumber="+14085251001

|DialingPatternRegularExpression=(1001)

|DialingWhere=

|PatternType=Enterprise

|PotentialMatches=NoPotentialMatchesExist

|DialingSdlProcessId=(0,0,0)

|PretransformDigitString=1001

|PretransformTagsList=SUBSCRIBER

|PretransformPositionalMatchList=1001

|CollectedDigits=1001

CUCM determines call must stay on same node and go to LineControl

(PID=LineControl(1,100,178,34))

04241140.001 |11:27:41.238 |AppInfo |Digit analysis: wait_DmPidRes- Partition=[a067f454-fb26-2d1f-59da-a3f946a442c4] Pattern=[1001] Where=[],cmDeviceType=[UserDevice], OutsideDialtone =[0], DeviceOverride=[0], PID=LineControl(1,100,178,34),CI=[19301624], Sender=Cdcc(1,100,224,37)

CUCM sends outbound INVITE to called (recorded) phone

04241178.001 |11:27:41.242 |AppInfo |SIPTcp - wait_SdlSPISignal: Outgoing SIP TCP message to 10.48.38.107 on port 51902 index 52
[286940,NET]
INVITE sip:91a43f66-ca58-9cd3-b0e5-588aa61a72bc@10.48.38.107:51902;transport=tcp SIP/2.0
Via: SIP/2.0/TCP 10.48.38.5:5060;branch=z9hG4bK32e829c48246
From: "SJ User 1" <sip:1000@10.48.38.5>;tag=104952~e650e088-60ba-4195-8387-3dcc0127efdc-19301625
To: <sip:1001@10.48.38.5>
Date: Tue, 27 Aug 2019 15:27:41 GMT
Call-ID: 34241a00-d6514bed-327f-526300e@10.48.38.5
Supported: timer,resource-priority,replaces
Min-SE: 1800
User-Agent: Cisco-CUCM11.5
Allow: INVITE, OPTIONS, INFO, BYE, CANCEL, ACK, PRACK, UPDATE, REFER, SUBSCRIBE, NOTIFY
CSeq: 101 INVITE
Expires: 180
Allow-Events: presence
Call-Info: <urn:x-cisco-remotecallinfo>; security= Unknown; orientation= from; gci= 1-2029;
isVoip; call-instance= 1
Send-Info: conference, x-cisco-conference
Alert-Info: <file://Bellcore-dr1/>
Session-ID: 1001532000105000a00038ed18552a12;remote=00000000000000000000000000000000
Remote-Party-ID: "SJ User 1" <sip:1000@10.48.38.5>;x-cisco-callback-number=1000>;party=calling;screen=yes;privacy=off
Contact:
<sip:1000@10.48.38.5:5060;transport=tcp>;+u.sip!devicename.ccm.cisco.com="SEP38ED18552A12"
Max-Forwards: 69
Content-Length: 0

Called (recorded) phone returns 200 OK

04241233.002 |11:27:43.614 |AppInfo |SIPTcp - wait_SdlReadRsp: Incoming SIP TCP message from 10.48.38.107 on port 51902 index 52 with 1902 bytes:
[286947,NET]
SIP/2.0 200 OK
Via: SIP/2.0/TCP 10.48.38.5:5060;branch=z9hG4bK32e829c48246
From: "SJ User 1" <sip:1000@10.48.38.5>;tag=104952~e650e088-60ba-4195-8387-3dcc0127efdc-19301625
To: <sip:1001@10.48.38.5>;tag=6c416a369525006f33cf6f38-43c38ad2
Call-ID: 34241a00-d6514bed-327f-526300e@10.48.38.5
Session-ID: 4313758700105000a0006c416a369525;remote=1001532000105000a00038ed18552a12
Date: Tue, 27 Aug 2019 15:27:42 GMT
CSeq: 101 INVITE
Server: Cisco-CP7841/12.1.1
Contact: <sip:91a43f66-ca58-9cd3-b0e5-588aa61a72bc@10.48.38.107:51902;transport=tcp>;+u.sip!devicename.ccm.cisco.com="SEP6C416A369525"
Allow: ACK,BYE,CANCEL,INVITE,NOTIFY,OPTIONS,REFER,REGISTER,UPDATE,SUBSCRIBE,INFO
Remote-Party-ID: "SJ User 2" <sip:1001@10.48.38.5>;party=called;id-type=subscriber;privacy=off;screen=yes
Supported: replaces,join,sdp-anat,norefersub,resource-priority,extended-refer,X-cisco-callinfo,X-cisco-serviceuri,X-cisco-escapecodes,X-cisco-service-control,X-cisco-srtp-fallback,X-cisco-monrec,X-cisco-config,X-cisco-sis-7.0.0,X-cisco-xsi-8.5.1
Allow-Events: kpml,dialog
Recv-Info: conference
Recv-Info: x-cisco-conference
Content-Length: 685
Content-Type: application/sdp
Content-Disposition: session;handling=optional

v=0
o=Cisco-SIPUA 899 0 IN IP4 10.48.38.107
s=SIP Call

b=AS:4064
t=0 0
m=audio 20394 RTP/AVP 114 9 113 115 0 8 116 18 101
c=IN IP4 10.48.38.107
b=TIAS:64000
a=rtpmap:114 opus/48000/2
a=fmtp:114 maxplaybackrate=16000;sprop-maxcapture=16000;maxaveragebitrate=64000;stereo=0;sprop-stereo=0;usedtx=0
a=rtpmap:9 G722/8000
a=rtpmap:113 AMR-WB/16000
a=fmtp:113 octet-align=0;mode-change-capability=2
a=rtpmap:115 AMR-WB/16000
a=fmtp:115 octet-align=1;mode-change-capability=2
a=rtpmap:0 PCMU/8000
a=rtpmap:8 PCMA/8000
a=rtpmap:116 iLBC/8000
a=fmtp:116 mode=20
a=rtpmap:18 G729/8000
a=fmtp:18 annexb=yes
a=rtpmap:101 telephone-event/8000
a=fmtp:101 0-15
a=sendrec

CUCM sends ACK to called (recorded) phone telling the called phone to send media to the calling phone (10.48.32.28)

01314344.001 |11:18:48.652 |AppInfo |SIPTcp - wait_SdlSPISignal: Outgoing SIP TCP message to 10.48.32.17 on port 50841 index 17 [106320,NET]

ACK sip:56ce4d7f-d3a2-40fd-a8b3-3f93c8832b9d@10.48.32.17:50841;transport=tcp SIP/2.0
Via: SIP/2.0/TCP 10.48.32.90:5060;branch=z9hG4bK203c2831c118
From: <sip:9110006@10.48.32.90>;tag=38244~713e2333-4032-45f1-b1f5-e33cf471acec-47601638
To: <sip:9110011@10.48.32.90>;tag=b000b4d9e8cb0bba73e445ee-3cc7e650
Date: Tue, 14 Oct 2014 15:18:44 GMT
Call-ID: 6198e780-43d13ed4-203c-5a20300e@10.48.32.90
User-Agent: Cisco-CUCM10.5
Max-Forwards: 70
CSeq: 101 ACK
Allow-Events: presence
Content-Type: application/sdp
Content-Length: 243

v=0
o=CiscoSystemsCCM-SIP 38244 1 IN IP4 10.48.32.90
s=SIP Call
c=IN IP4 10.48.32.28
b=TIAS:64000
b=CT:64
b=AS:64
t=0 0
m=audio 17260 RTP/AVP 0 101
a=ptime:20
a=rtpmap:0 PCMU/8000
a=rtpmap:101 telephone-event/8000
a=fmtp:101 0-15### CUCM allocates BiB on called (recorded) phone

01314383.000 |11:18:48.675 |SdlSig |MrmAllocateUcbResourceReq |waiting
|MediaResourceManager(2,100,138,1) |Cc(2,100,220,1)
|2,100,14,20.16735^10.48.32.28^SEP0018195AA209 |[R:N-H:0,N:3,L:1,V:0,Z:0,D:0] CI=47601639
SsType=33554461 SsKey=1 BridgeType=0 MRGLPkid= NumStream=1 Bib=c32d6714-48bd-43d7-b96f-91363aff3aa0 BibTgCi=47601638 FeatId=159 PL=5 PLDmn=0 DeviceCapability=0 NumVideoCapable=0 requestDeviceType=0 requestDeviceLocale=64 forkingDevicePosition=2 playToneDir=3

CUCM forwards the 200 OK to the calling phone

04241368.001 |11:27:43.624 |AppInfo |SIPTcp - wait_SdlSPISignal: Outgoing SIP TCP message to 10.48.38.102 on port 50147 index 32
[286949,NET]
SIP/2.0 200 OK
Via: SIP/2.0/TCP 10.48.38.102:50147;branch=z9hG4bK598c2eb2
From: "SJ User 1" <sip:1000@10.48.38.5>;tag=38ed18552a12296c00ff41e8-5fb7856e
To: <sip:1001@10.48.38.5>;tag=104951~e650e088-60ba-4195-8387-3dcc0127efdc-19301624
Date: Tue, 27 Aug 2019 15:27:41 GMT
Call-ID: 38ed1855-2a120006-78c34baf-1b81d864@10.48.38.102
CSeq: 101 INVITE
Allow: INVITE, OPTIONS, INFO, BYE, CANCEL, ACK, PRACK, UPDATE, REFER, SUBSCRIBE, NOTIFY
Allow-Events: presence
Supported: replaces
Server: Cisco-CUCM11.5
Call-Info: <urn:x-cisco-remotecc:callinfo>; security= NotAuthenticated; orientation= to; gci= 1-2029; isVoip; call-instance= 1
Send-Info: conference, x-cisco-conference
Remote-Party-ID: "SJ User 2" <sip:1001@10.48.38.5>;party=called;screen=yes;privacy=off
Session-ID: 4313758700105000a0006c416a369525;remote=1001532000105000a00038ed18552a12
Remote-Party-ID: "SJ User 2" <sip:1001@10.48.38.5;user=phone>;party=x-cisco-original-called;privacy=off
Contact:
<sip:1001@10.48.38.5:5060;transport=tcp>;+u.sip!devicename.ccm.cisco.com="SEP6C416A369525"
Content-Type: application/sdp
Content-Length: 223

v=0
o=CiscoSystemsCCM-SIP 104951 1 IN IP4 10.48.38.5
s=SIP Call
c=IN IP4 10.48.38.107
b=AS:64
t=0 0
m=audio 20394 RTP/AVP 0 101
b=TIAS:64000
a=rtpmap:0 PCMU/8000
a=rtpmap:101 telephone-event/8000
a=fmtp:101 0-15

BiB allocation request on called (recorded) phone

04241393.000 |11:27:43.629 |SdlSig |SIPAllocateBibResourceReq |restart0
|SIPBuiltInBridgeControl(1,100,86,15) |SIPStationCdfc(1,100,77,21)
|1,100,14,83.39^10.48.38.107^* | [R:N-H:0,N:1,L:0,V:0,Z:0,D:0] CI=19301626
NumStream=1 BridgeType=0 SsType=16777246 SsKey=5 JccbId=104952 PeerAddr = 10.48.38.107:51902

BiB allocated on called (recorded) phone

04241400.000 |11:27:43.630 |SdlSig |MrmAllocateSharedResourceRes |wait
|Cc(1,100,225,1) |MediaResourceManager(1,100,142,1)
|1,100,14,83.39^10.48.38.107^* | [R:N-H:0,N:4,L:0,V:0,Z:0,D:0] CI=19301626
SsType=16777246 SsKey=5 DN=b0018615001 Name=1b802aa4-863d-879c-f003-9b6de9a1fae5 Pid=1,100,76,27
BibFlag=T DeviceCapability=256 mPrimaryPartition=

DA for first call to activate BiB

04241418.006 |11:27:43.631 |AppInfo |Digit analysis: match(pi="1", fqcn="", cn="", plv="5",
pss="", TodFilteredPss="", dd="b0018615001", dac="0")
04241418.007 |11:27:43.631 |AppInfo |Digit analysis: analysis results
04241418.008 |11:27:43.631 |AppInfo ||PretransformCallingPartyNumber=

|CallingPartyNumber=
|DialingPartition=
|DialingPattern=b0018615001
|FullyQualifiedCalledPartyNumber=b0018615001
|DialingPatternRegularExpression=(b0018615001)
|DialingWhere=
|PatternType=Enterprise
|PotentialMatches=NoPotentialMatchesExist
|DialingSdlProcessId=(1,86,15)
|PretransformDigitString=b0018615001
|PretransformTagsList=SUBSCRIBER
|PretransformPositionalMatchList=b0018615001
|CollectedDigits=b0018615001

CUCM sends INVITE #1 to called (recorded) phone with record-invoker=auto in Call-Info field and original Call-ID in Join field

Notice the SDP has a=inactive - even though there is no media established on the Bib yet.

04241449.001 |11:27:43.633 |AppInfo |SIPTcp - wait_SdlSPISignal: Outgoing SIP TCP message to 10.48.38.107 on port 51902 index 52
[286950,NET]

INVITE sip:91a43f66-ca58-9cd3-b0e5-588aa61a72bc@10.48.38.107:51902;transport=tcp SIP/2.0
Via: SIP/2.0/TCP 10.48.38.5:5060;branch=z9hG4bK32ea2a115cd6
From: "Call Manager" <sip:10.48.38.5>;tag=104956~e650e088-60ba-4195-8387-3dcc0127efdc-19301628
To: <sip:1001@10.48.38.5>
Date: Tue, 27 Aug 2019 15:27:43 GMT
Call-ID: 35554700-d6514bef-3280-526300e@10.48.38.5
Supported: timer,resource-priority,replaces
Min-SE: 1800
User-Agent: Cisco-CUCM11.5
Allow: INVITE, OPTIONS, INFO, BYE, CANCEL, ACK, PRACK, UPDATE, SUBSCRIBE, NOTIFY
CSeq: 101 INVITE
Expires: 180
Allow-Events: presence
Call-Info: <urn:x-cisco-remotecc:callinfo>; isVoip; record-invoker=auto
Join: 34241a00-d6514bed-327f-526300e@10.48.38.5;from-tag=6c416a369525006f33cf6f38-43c38ad2;to-tag=104952~e650e088-60ba-4195-8387-3dcc0127efdc-19301625
Session-ID: 00000000000000000000000000000000;remote=00000000000000000000000000000000
Remote-Party-ID: "Call Manager" <sip:10.48.38.5>;party=calling;screen=yes;privacy=off
Contact: <sip:10.48.38.5:5060;transport=tcp>
Max-Forwards: 70
Content-Type: application/sdp
Content-Length: 187

v=0
o=CiscoSystemsCCM-SIP 104956 1 IN IP4 10.48.38.5
s=SIP Call
c=IN IP4 10.48.38.5
t=0 0
m=audio 4000 RTP/AVP 0
a=label:X-relay-nearend
a=rtpmap:0 PCMU/8000
a=inactive
a=mid:1

Calling phone sends CUCM an ACK in response to the 200 OK which was from when the user at the called phone answered the phone

04241455.002 |11:27:43.697 |AppInfo |SIPTcp - wait_SdlReadRsp: Incoming SIP TCP message from 10.48.38.102 on port 50147 index 32 with 706 bytes:
[286951,NET]
ACK sip:1001@10.48.38.5:5060;transport=tcp SIP/2.0

Via: SIP/2.0/TCP 10.48.38.102:50147;branch=z9hG4bK688db3c1
From: "SJ User 1" <sip:1000@10.48.38.5>;tag=38ed18552a12296c00ff41e8-5fb7856e
To: <sip:1001@10.48.38.5>;tag=104951~e650e088-60ba-4195-8387-3dcc0127efdc-19301624
Call-ID: 38ed1855-2a120006-78c34baf-1b81d864@10.48.38.102
Max-Forwards: 70
Session-ID: 1001532000105000a00038ed18552a12;remote=4313758700105000a0006c416a369525
Date: Tue, 27 Aug 2019 15:27:45 GMT
CSeq: 101 ACK
User-Agent: Cisco-CP7861/12.1.1
Remote-Party-ID: "SJ User 1" <sip:1000@10.48.38.5>;party=calling;id-
type=subscriber;privacy=off;screen=yes
Content-Length: 0
Recv-Info: conference
Recv-Info: x-cisco-conference

Called (recorded) phone returns 200 OK in response to the invite with "record-
invoker=auto"

Notice the SDP has a=inactive - even though there is no media established on the Bib yet.

04241466.002 |11:27:43.901 |AppInfo |SIPTcp - wait_SdlReadRsp: Incoming SIP TCP message from
10.48.38.107 on port 51902 index 52 with 1433 bytes:

[286953,NET]

SIP/2.0 200 OK

Via: SIP/2.0/TCP 10.48.38.5:5060;branch=z9hG4bK32ea2a115cd6
From: "Call Manager" <sip:10.48.38.5>;tag=104956~e650e088-60ba-4195-8387-3dcc0127efdc-19301628
To: <sip:1001@10.48.38.5>;tag=6c416a369525007019bf48f9-5901eb85
Call-ID: 35554700-d6514bef-3280-526300e@10.48.38.5
Session-ID: 0848153900105000a0006c416a369525;remote=00000000000000000000000000000000
Date: Tue, 27 Aug 2019 15:27:42 GMT
CSeq: 101 INVITE
Server: Cisco-CP7841/12.1.1
Contact: <sip:91a43f66-ca58-9cd3-b0e5-
588aa61a72bc@10.48.38.107:51902;transport=tcp>;+u.sip!devicename.ccm.cisco.com="SEP6C416A369525"
Allow: ACK,BYE,CANCEL,INVITE,NOTIFY,OPTIONS,REFER,REGISTER,UPDATE,SUBSCRIBE,INFO
Remote-Party-ID: "SJ User 2" <sip:1001@10.48.38.5>;party=called;id-
type=subscriber;privacy=off;screen=yes
Supported: replaces,join,sdp-anat,norefersub,resource-priority,extended-refer,X-cisco-
callinfo,X-cisco-serviceuri,X-cisco-escapecodes,X-cisco-service-control,X-cisco-srtp-fallback,X-
cisco-monrec,X-cisco-config,X-cisco-sis-7.0.0,X-cisco-xsi-8.5.1
Allow-Events: kpml,dialog
Recv-Info: conference
Recv-Info: x-cisco-conference
Content-Length: 218
Content-Type: application/sdp
Content-Disposition: session;handling=optional

v=0

o=Cisco-SIPUA 2684 0 IN IP4 10.48.38.107

s=SIP Call

t=0 0

m=audio 26396 RTP/AVP 0 101

c=IN IP4 10.48.38.107

b=TIAS:64000

a=rtpmap:0 PCMU/8000

a=rtpmap:101 telephone-event/8000

a=fmtp:101 0-15

a=inactive

CUCM responds to called (recorded) phone with ACK

04241469.001 |11:27:43.901 |AppInfo |SIPTcp - wait_SdlSPISignal: Outgoing SIP TCP message to
10.48.38.107 on port 51902 index 52 [286954,NET] ACK sip:91a43f66-ca58-9cd3-b0e5-
588aa61a72bc@10.48.38.107:51902;transport=tcp SIP/2.0 Via: SIP/2.0/TCP
10.48.38.5:5060;branch=z9hG4bK32eb34dec69 From: "Call Manager"

<sip:10.48.38.5>;tag=104956-e650e088-60ba-4195-8387-3dcc0127efdc-19301628 To:
<sip:1001@10.48.38.5>;tag=6c416a369525007019bf48f9-5901eb85 Date: Tue, 27 Aug 2019 15:27:43 GMT
Call-ID: 35554700-d6514bef-3280-526300e@10.48.38.5 User-Agent: Cisco-CUCM11.5 Max-Forwards: 70
CSeq: 101 ACK Allow-Events: presence Content-Length: 0

BiB places first call to recording destination address (cn is calling party which is the
BiB cn="b0018615001" and it is dialing the recordingdestination dd="7878")

04241501.011 |11:27:43.905 |AppInfo |Digit analysis: match(pi="1", fqcn="",
cn="b0018615001", plv="5", pss="EMERGENCY_PT:INTERNAL_PT",
TodFilteredPss="EMERGENCY_PT:INTERNAL_PT", dd="7878", dac="0")
04241501.012 |11:27:43.905 |AppInfo |Digit analysis: analysis results
04241501.013 |11:27:43.905 |AppInfo ||PretransformCallingPartyNumber=b0018615001
|CallingPartyNumber=b0018615001
|DialingPartition=INTERNAL_PT
|DialingPattern=7878
|FullyQualifiedCalledPartyNumber=7878
|DialingPatternRegularExpression=(7878)
|DialingWhere=
|PatternType=Enterprise
|PotentialMatches=NoPotentialMatchesExist
|DialingSdlProcessId=(0,0,0)
|PretransformDigitString=7878
|PretransformTagsList=SUBSCRIBER
|PretransformPositionalMatchList=7878
|CollectedDigits=7878

DA for to activate BiB for the other person's side of the call

04241545.006 |11:27:43.907 |AppInfo |Digit analysis: match(pi="1", fqcn="", cn="", plv="5",
pss="", TodFilteredPss="", dd="b0018615001", dac="0")
04241545.007 |11:27:43.907 |AppInfo |Digit analysis: analysis results
04241545.008 |11:27:43.907 |AppInfo ||PretransformCallingPartyNumber=
|CallingPartyNumber=
|DialingPartition=
|DialingPattern=b0018615001
|FullyQualifiedCalledPartyNumber=b0018615001
|DialingPatternRegularExpression=(b0018615001)
|DialingWhere=
|PatternType=Enterprise
|PotentialMatches=NoPotentialMatchesExist
|DialingSdlProcessId=(1,86,15)
|PretransformDigitString=b0018615001
|PretransformTagsList=SUBSCRIBER
|PretransformPositionalMatchList=b0018615001
|CollectedDigits=b0018615001

CUCM sends INVITE #1 to configured recording server (10.48.38.30)

04241555.001 |11:27:43.908 |AppInfo |SIPTcp - wait_SdlSPISignal: Outgoing SIP TCP message to
10.48.38.30 on port 5060 index 50
[286955,NET]
INVITE sip:7878@10.48.38.30:5060 SIP/2.0
Via: SIP/2.0/TCP 10.48.38.5:5060;branch=z9hG4bK32ecc2c802c
From: "SJ User 2" <sip:1001@10.48.38.5;x-nearend;x-refci=19301625;x-
nearendclusterid=StandAloneCluster;x-nearenddevice=SEP6C416A369525;x-nearendaddr=1001;x-
farendrefci=19301624;x-farendclusterid=StandAloneCluster;x-farenddevice=SEP38ED18552A12;x-
farendaddr=1000>;tag=104958-e650e088-60ba-4195-8387-3dcc0127efdc-19301629
To: <sip:7878@10.48.38.30>
Date: Tue, 27 Aug 2019 15:27:43 GMT
Call-ID: 35554700-d6514bef-3281-526300e@10.48.38.5
Supported: timer,resource-priority,replaces
Min-SE: 1800

User-Agent: Cisco-CUCM11.5
Allow: INVITE, OPTIONS, INFO, BYE, CANCEL, ACK, PRACK, UPDATE, REFER, SUBSCRIBE, NOTIFY
CSeq: 101 INVITE
Expires: 180
Allow-Events: presence, kpml
Supported: X-cisco-srtp-fallback
Supported: Geolocation
Call-Info: <sip:10.48.38.5:5060>;method="NOTIFY;Event=telephone-event;Duration=500"
Call-Info: <urn:x-cisco-remotecallinfo>;x-cisco-video-traffic-class=DESKTOP
Session-ID: 0848153900105000a0006c416a369525;remote=00000000000000000000000000000000
Cisco-Guid: 0894781184-0000065536-0000000022-0086388750
Session-Expires: 1800
P-Asserted-Identity: "SJ User 2" <sip:1001@10.48.38.5>
Remote-Party-ID: "SJ User 2" <sip:1001@10.48.38.5>;party=calling;screen=yes;privacy=off
Contact:
<sip:1001@10.48.38.5:5060;transport=tcp>;isFocus;+u.sip!devicename.ccm.cisco.com="SEP6C416A369525"
Max-Forwards: 70
Content-Length: 0

CUCM sends INVITE #2 to called (recorded) phone with record-invoker=auto in Call-Info field and original Call-ID in Join field

Notice the SDP has a=inactive - even though there is no media established on the Bib yet.

04241590.001 |11:27:43.910 |AppInfo |SIPTcp - wait_SdlSPISignal: Outgoing SIP TCP message to 10.48.38.107 on port 51902 index 52
[286956,NET]
INVITE sip:91a43f66-ca58-9cd3-b0e5-588aa61a72bc@10.48.38.107:51902;transport=tcp SIP/2.0
Via: SIP/2.0/TCP 10.48.38.5:5060;branch=z9hG4bK32ed62f39668
From: "Call Manager" <sip:10.48.38.5>;tag=104959~e650e088-60ba-4195-8387-3dcc0127efdc-19301631
To: <sip:1001@10.48.38.5>
Date: Tue, 27 Aug 2019 15:27:43 GMT
Call-ID: 35554700-d6514bef-3282-526300e@10.48.38.5
Supported: timer,resource-priority,replaces
Min-SE: 1800
User-Agent: Cisco-CUCM11.5
Allow: INVITE, OPTIONS, INFO, BYE, CANCEL, ACK, PRACK, UPDATE, SUBSCRIBE, NOTIFY
CSeq: 101 INVITE
Expires: 180
Allow-Events: presence
Call-Info: <urn:x-cisco-remotecallinfo>; isVoip; record-invoker=auto
Join: 34241a00-d6514bed-327f-526300e@10.48.38.5;from-tag=6c416a369525006f33cf6f38-43c38ad2;to-tag=104952~e650e088-60ba-4195-8387-3dcc0127efdc-19301625
Session-ID: 00000000000000000000000000000000;remote=00000000000000000000000000000000
Remote-Party-ID: "Call Manager" <sip:10.48.38.5>;party=calling;screen=yes;privacy=off
Contact: <sip:10.48.38.5:5060;transport=tcp>
Max-Forwards: 70
Content-Type: application/sdp
Content-Length: 186

v=0
o=CiscoSystemsCCM-SIP 104959 1 IN IP4 10.48.38.5
s=SIP Call
c=IN IP4 10.48.38.5
t=0 0
m=audio 4000 RTP/AVP 0
a=label:X-relay-farend
a=rtpmap:0 PCMU/8000
a=inactive
a=mid:1

Called (recorded) phone returns 200 OK in response to INVITE #2 to invoke BiB
Notice the SDP has a=inactive - even though there is no media established on the Bib yet.

04241614.002 |11:27:44.197 |AppInfo |SIPTcp - wait_SdlReadRsp: Incoming SIP TCP message from 10.48.38.107 on port 51902 index 52 with 1434 bytes:
[286959,NET]
SIP/2.0 200 OK
Via: SIP/2.0/TCP 10.48.38.5:5060;branch=z9hG4bK32ed62f39668
From: "Call Manager" <sip:10.48.38.5>;tag=104959~e650e088-60ba-4195-8387-3dcc0127efdc-19301631
To: <sip:1001@10.48.38.5>;tag=6c416a369525007145d433c8-062b13d7
Call-ID: 35554700-d6514bef-3282-526300e@10.48.38.5
Session-ID: 56a8a95e00105000a0006c416a369525;remote=00000000000000000000000000000000
Date: Tue, 27 Aug 2019 15:27:42 GMT
CSeq: 101 INVITE
Server: Cisco-CP7841/12.1.1
Contact: <sip:91a43f66-ca58-9cd3-b0e5-588aa61a72bc@10.48.38.107:51902;transport=tcp>;+u.sip!devicename.ccm.cisco.com="SEP6C416A369525"
Allow: ACK,BYE,CANCEL,INVITE,NOTIFY,OPTIONS,REFER,REGISTER,UPDATE,SUBSCRIBE,INFO
Remote-Party-ID: "SJ User 2" <sip:1001@10.48.38.5>;party=called;id-type=subscriber;privacy=off;screen=yes
Supported: replaces,join,sdp-anat,norefersub,resource-priority,extended-refer,X-cisco-callinfo,X-cisco-serviceuri,X-cisco-escapecodes,X-cisco-service-control,X-cisco-srtp-fallback,X-cisco-monrec,X-cisco-config,X-cisco-sis-7.0.0,X-cisco-xsi-8.5.1
Allow-Events: kpml,dialog
Recv-Info: conference
Recv-Info: x-cisco-conference
Content-Length: 219
Content-Type: application/sdp
Content-Disposition: session;handling=optional

v=0
o=Cisco-SIPUA 13977 0 IN IP4 10.48.38.107
s=SIP Call
t=0 0
m=audio 17904 RTP/AVP 0 101
c=IN IP4 10.48.38.107
b=TIAS:64000
a=rtpmap:0 PCMU/8000
a=rtpmap:101 telephone-event/8000
a=fmtp:101 0-15
a=inactive

CUCM responds with ACK for 200 OK for INVITE #2 to invoke the BiB

04241618.001 |11:27:44.199 |AppInfo |SIPTcp - wait_SdlSPISignal: Outgoing SIP TCP message to 10.48.38.107 on port 51902 index 52
[286960,NET]
ACK sip:91a43f66-ca58-9cd3-b0e5-588aa61a72bc@10.48.38.107:51902;transport=tcp SIP/2.0
Via: SIP/2.0/TCP 10.48.38.5:5060;branch=z9hG4bK32ee41b380b1
From: "Call Manager" <sip:10.48.38.5>;tag=104959~e650e088-60ba-4195-8387-3dcc0127efdc-19301631
To: <sip:1001@10.48.38.5>;tag=6c416a369525007145d433c8-062b13d7
Date: Tue, 27 Aug 2019 15:27:43 GMT
Call-ID: 35554700-d6514bef-3282-526300e@10.48.38.5
User-Agent: Cisco-CUCM11.5
Max-Forwards: 70
CSeq: 101 ACK
Allow-Events: presence
Content-Length: 0

BiB places second call to recording destination address (cn is calling party which is the BiB cn="b0018615001" and it is dialing the recordingdestination dd="7878")

04241651.011 |11:27:44.201 |AppInfo |Digit analysis: match(pi="1", fqcn="", cn="b0018615001", plv="5", pss="EMERGENCY_PT:INTERNAL_PT", TodFilteredPss="EMERGENCY_PT:INTERNAL_PT", dd="7878", dac="0")

04241651.012 |11:27:44.202 |AppInfo |Digit analysis: analysis results
04241651.013 |11:27:44.202 |AppInfo ||PretransformCallingPartyNumber=b0018615001
|CallingPartyNumber=b0018615001
|DialingPartition=INTERNAL_PT
|DialingPattern=7878
|FullyQualifiedCalledPartyNumber=7878
|DialingPatternRegularExpression=(7878)
|DialingWhere=
|PatternType=Enterprise
|PotentialMatches=NoPotentialMatchesExist
|DialingSdlProcessId=(0,0,0)
|PretransformDigitString=7878
|PretransformTagsList=SUBSCRIBER
|PretransformPositionalMatchList=7878
|CollectedDigits=7878

CUCM sends INVITE #2 to configured recording server

04241698.001 |11:27:44.205 |AppInfo |SIPTcp - wait_SdlSPISignal: Outgoing SIP TCP message to
10.48.38.30 on port 5060 index 50
[286961,NET]
INVITE sip:7878@10.48.38.30:5060 SIP/2.0
Via: SIP/2.0/TCP 10.48.38.5:5060;branch=z9hG4bK32ef2867938b
From: "SJ User 2" <sip:1001@10.48.38.5;x-farend;x-refci=19301625;x-
nearendclusterid=StandAloneCluster;x-nearenddevice=SEP6C416A369525;x-nearendaddr=1001;x-
farendrefci=19301624;x-farendclusterid=StandAloneCluster;x-farenddevice=SEP38ED18552A12;x-
farendaddr=1000>;tag=104961-e650e088-60ba-4195-8387-3dcc0127efdc-19301632
To: <sip:7878@10.48.38.30>
Date: Tue, 27 Aug 2019 15:27:44 GMT
Call-ID: 35eddd80-d6514bf0-3283-526300e@10.48.38.5
Supported: timer,resource-priority,replaces
Min-SE: 1800
User-Agent: Cisco-CUCM11.5
Allow: INVITE, OPTIONS, INFO, BYE, CANCEL, ACK, PRACK, UPDATE, REFER, SUBSCRIBE, NOTIFY
CSeq: 101 INVITE
Expires: 180
Allow-Events: presence, kpml
Supported: X-cisco-srtp-fallback
Supported: Geolocation
Call-Info: <sip:10.48.38.5:5060>;method="NOTIFY;Event=telephone-event;Duration=500"
Call-Info: <urn:x-cisco-remotecc:callinfo>;x-cisco-video-traffic-class=DESKTOP
Session-ID: 56a8a95e00105000a0006c416a369525;remote=00000000000000000000000000000000
Cisco-Guid: 0904781184-0000065536-0000000023-0086388750
Session-Expires: 1800
P-Asserted-Identity: "SJ User 2" <sip:1001@10.48.38.5>
Remote-Party-ID: "SJ User 2" <sip:1001@10.48.38.5>;party=calling;screen=yes;privacy=off
Contact:
<sip:1001@10.48.38.5:5060;transport=tcp>;isFocus;+u.sip!devicename.ccm.cisco.com="SEP6C416A36952
5"
Max-Forwards: 70
Content-Length: 0

CUCM receives a 200 OK from recording server for INVITE #2

04241723.002 |11:27:44.324 |AppInfo |SIPTcp - wait_SdlReadRsp: Incoming SIP TCP message from
10.48.38.30 on port 5060 index 50 with 1205 bytes:
[286963,NET]
SIP/2.0 200 Ok
Via: SIP/2.0/TCP 10.48.38.5:5060;branch=z9hG4bK32ef2867938b
To: <sip:7878@10.48.38.30>;tag=ds1a1d776c
From: "SJ User 2" <sip:1001@10.48.38.5;x-farend;x-refci=19301625;x-
nearendclusterid=StandAloneCluster;x-nearenddevice=SEP6C416A369525;x-nearendaddr=1001;x-
farendrefci=19301624;x-farendclusterid=StandAloneCluster;x-farenddevice=SEP38ED18552A12;x-

CUCM sends re-INVITE #2 to called (recorded) phone (notice there is no SDP - this is so CUCM can identify the codec the BiB is locked to)

Notice there is no SDP

04241825.001 |11:27:44.330 |AppInfo |SIPTcp - wait_SdlSPISignal: Outgoing SIP TCP message to 10.48.38.107 on port 51902 index 52

[286965,NET]

INVITE sip:91a43f66-ca58-9cd3-b0e5-588aa61a72bc@10.48.38.107:51902;transport=tcp SIP/2.0
Via: SIP/2.0/TCP 10.48.38.5:5060;branch=z9hG4bK32f014677161
From: "Call Manager" <sip:10.48.38.5>;tag=104959~e650e088-60ba-4195-8387-3dcc0127efdc-19301631
To: <sip:1001@10.48.38.5>;tag=6c416a369525007145d433c8-062b13d7
Date: Tue, 27 Aug 2019 15:27:44 GMT
Call-ID: 35554700-d6514bef-3282-526300e@10.48.38.5
Supported: timer,resource-priority,replaces
User-Agent: Cisco-CUCM11.5
Allow: INVITE, OPTIONS, INFO, BYE, CANCEL, ACK, PRACK, UPDATE, SUBSCRIBE, NOTIFY
CSeq: 102 INVITE
Max-Forwards: 70
Expires: 180
Allow-Events: presence
Call-Info: <urn:x-cisco-remotecallinfo>; isVoip; record-invoker=auto
Min-SE: 1800
Session-ID: 00000000000000000000000000000000;remote=56a8a95e00105000a0006c416a369525
Remote-Party-ID: "Call Manager" <sip:10.48.38.5>;party=calling;screen=yes;privacy=off
Contact: <sip:10.48.38.5:5060;transport=tcp>
Content-Length: 0

CUCM sends re-INVITE #1 to called (recorded) phone (notice there is no SDP - this is so CUCM can identify the codec the BiB is locked to)

04241866.001 |11:27:44.332 |AppInfo |SIPTcp - wait_SdlSPISignal: Outgoing SIP TCP message to 10.48.38.107 on port 51902 index 52

[286966,NET]

INVITE sip:91a43f66-ca58-9cd3-b0e5-588aa61a72bc@10.48.38.107:51902;transport=tcp SIP/2.0
Via: SIP/2.0/TCP 10.48.38.5:5060;branch=z9hG4bK32f11da4ce39
From: "Call Manager" <sip:10.48.38.5>;tag=104956~e650e088-60ba-4195-8387-3dcc0127efdc-19301628
To: <sip:1001@10.48.38.5>;tag=6c416a369525007019bf48f9-5901eb85
Date: Tue, 27 Aug 2019 15:27:44 GMT
Call-ID: 35554700-d6514bef-3280-526300e@10.48.38.5
Supported: timer,resource-priority,replaces
User-Agent: Cisco-CUCM11.5
Allow: INVITE, OPTIONS, INFO, BYE, CANCEL, ACK, PRACK, UPDATE, SUBSCRIBE, NOTIFY
CSeq: 102 INVITE
Max-Forwards: 70
Expires: 180
Allow-Events: presence
Call-Info: <urn:x-cisco-remotecallinfo>; isVoip; record-invoker=auto
Min-SE: 1800
Session-ID: 00000000000000000000000000000000;remote=0848153900105000a0006c416a369525
Remote-Party-ID: "Call Manager" <sip:10.48.38.5>;party=calling;screen=yes;privacy=off
Contact: <sip:10.48.38.5:5060;transport=tcp>
Content-Length: 0

Called (recorded) phone returns 200 OK for re-INVITE #2

04241872.002 |11:27:44.541 |AppInfo |SIPTcp - wait_SdlReadRsp: Incoming SIP TCP message from 10.48.38.107 on port 51902 index 52 with 1434 bytes:

[286969,NET]

SIP/2.0 200 OK
Via: SIP/2.0/TCP 10.48.38.5:5060;branch=z9hG4bK32f014677161
From: "Call Manager" <sip:10.48.38.5>;tag=104959~e650e088-60ba-4195-8387-3dcc0127efdc-19301631
To: <sip:1001@10.48.38.5>;tag=6c416a369525007145d433c8-062b13d7
Call-ID: 35554700-d6514bef-3282-526300e@10.48.38.5

Session-ID: 56a8a95e00105000a0006c416a369525;remote=00000000000000000000000000000000
Date: Tue, 27 Aug 2019 15:27:43 GMT
CSeq: 102 INVITE
Server: Cisco-CP7841/12.1.1
Contact: <sip:91a43f66-ca58-9cd3-b0e5-588aa61a72bc@10.48.38.107:51902;transport=tcp>;+u.sip!devicename.ccm.cisco.com="SEP6C416A369525"
Allow: ACK,BYE,CANCEL,INVITE,NOTIFY,OPTIONS,REFER,REGISTER,UPDATE,SUBSCRIBE,INFO
Remote-Party-ID: "SJ User 2" <sip:1001@10.48.38.5>;party=called;id-type=subscriber;privacy=off;screen=yes
Supported: replaces,join,sdp-anat,norefersub,resource-priority,extended-refer,X-cisco-callinfo,X-cisco-serviceuri,X-cisco-escapecodes,X-cisco-service-control,X-cisco-srtp-fallback,X-cisco-monrec,X-cisco-config,X-cisco-sis-7.0.0,X-cisco-xsi-8.5.1
Allow-Events: kpml,dialog
Recv-Info: conference
Recv-Info: x-cisco-conference
Content-Length: 219
Content-Type: application/sdp
Content-Disposition: session;handling=optional

v=0
o=Cisco-SIPUA 13977 1 IN IP4 10.48.38.107
s=SIP Call
t=0 0
m=audio 17904 RTP/AVP 0 101
c=IN IP4 10.48.38.107
b=TIAS:64000
a=rtpmap:0 PCMU/8000
a=rtpmap:101 telephone-event/8000
a=fmtp:101 0-15
a=sendrecv

Called (recorded) phone returns 200 OK to re-INVITE #1

04241885.002 |11:27:44.550 |AppInfo |SIPTcp - wait_SdlReadRsp: Incoming SIP TCP message from 10.48.38.107 on port 51902 index 52 with 1433 bytes:
[286970,NET]
SIP/2.0 200 OK
Via: SIP/2.0/TCP 10.48.38.5:5060;branch=z9hG4bK32f11da4ce39
From: "Call Manager" <sip:10.48.38.5>;tag=104956~e650e088-60ba-4195-8387-3dcc0127efdc-19301628
To: <sip:1001@10.48.38.5>;tag=6c416a369525007019bf48f9-5901eb85
Call-ID: 35554700-d6514bef-3280-526300e@10.48.38.5
Session-ID: 0848153900105000a0006c416a369525;remote=00000000000000000000000000000000
Date: Tue, 27 Aug 2019 15:27:43 GMT
CSeq: 102 INVITE
Server: Cisco-CP7841/12.1.1
Contact: <sip:91a43f66-ca58-9cd3-b0e5-588aa61a72bc@10.48.38.107:51902;transport=tcp>;+u.sip!devicename.ccm.cisco.com="SEP6C416A369525"
Allow: ACK,BYE,CANCEL,INVITE,NOTIFY,OPTIONS,REFER,REGISTER,UPDATE,SUBSCRIBE,INFO
Remote-Party-ID: "SJ User 2" <sip:1001@10.48.38.5>;party=called;id-type=subscriber;privacy=off;screen=yes
Supported: replaces,join,sdp-anat,norefersub,resource-priority,extended-refer,X-cisco-callinfo,X-cisco-serviceuri,X-cisco-escapecodes,X-cisco-service-control,X-cisco-srtp-fallback,X-cisco-monrec,X-cisco-config,X-cisco-sis-7.0.0,X-cisco-xsi-8.5.1
Allow-Events: kpml,dialog
Recv-Info: conference
Recv-Info: x-cisco-conference
Content-Length: 218
Content-Type: application/sdp
Content-Disposition: session;handling=optional

v=0
o=Cisco-SIPUA 2684 1 IN IP4 10.48.38.107
s=SIP Call

t=0 0
m=audio 26396 RTP/AVP 0 101
c=IN IP4 10.48.38.107
b=TIAS:64000
a=rtpmap:0 PCMU/8000
a=rtpmap:101 telephone-event/8000
a=fmtp:101 0-15
a=sendrecv

CUCM sends ACK to called (recorded) phone for re-INVITE #2

04241903.001 |11:27:44.552 |AppInfo |SIPTcp - wait_SdlSPISignal: Outgoing SIP TCP message to 10.48.38.107 on port 51902 index 52
[286971,NET]
ACK sip:91a43f66-ca58-9cd3-b0e5-588aa61a72bc@10.48.38.107:51902;transport=tcp SIP/2.0
Via: SIP/2.0/TCP 10.48.38.5:5060;branch=z9hG4bK32f252b587f6
From: "Call Manager" <sip:10.48.38.5>;tag=104959~e650e088-60ba-4195-8387-3dcc0127efdc-19301631
To: <sip:1001@10.48.38.5>;tag=6c416a369525007145d433c8-062b13d7
Date: Tue, 27 Aug 2019 15:27:44 GMT
Call-ID: 35554700-d6514bef-3282-526300e@10.48.38.5
User-Agent: Cisco-CUCM11.5
Max-Forwards: 70
CSeq: 102 ACK
Allow-Events: presence
Session-ID: 00000000000000000000000000000000;remote=56a8a95e00105000a0006c416a369525
Content-Type: application/sdp
Content-Length: 192

v=0
o=CiscoSystemsCCM-SIP 104959 3 IN IP4 10.48.38.5
s=SIP Call
c=IN IP4 10.48.38.30
b=TIAS:64000
b=AS:64
t=0 0
m=audio 56512 RTP/AVP 0
b=TIAS:64000
a=rtpmap:0 PCMU/8000
a=recvonly

CUCM sends ACK to the recording server in response to 200 OK #2

04241917.001 |11:27:44.555 |AppInfo |SIPTcp - wait_SdlSPISignal: Outgoing SIP TCP message to 10.48.38.30 on port 5060 index 50
[286972,NET]
ACK sip:7878@10.48.38.30:5060;transport=TCP SIP/2.0
Via: SIP/2.0/TCP 10.48.38.5:5060;branch=z9hG4bK32f373e69393
From: "SJ User 2" <sip:1001@10.48.38.5;x-farend;x-refci=19301625;x-nearendclusterid=StandAloneCluster;x-nearenddevice=SEP6C416A369525;x-nearendaddr=1001;x-farendrefci=19301624;x-farendclusterid=StandAloneCluster;x-farenddevice=SEP38ED18552A12;x-farendaddr=1000>;tag=104961~e650e088-60ba-4195-8387-3dcc0127efdc-19301632
To: <sip:7878@10.48.38.30>;tag=ds1a1d776c
Date: Tue, 27 Aug 2019 15:27:44 GMT
Call-ID: 35eddd80-d6514bf0-3283-526300e@10.48.38.5
User-Agent: Cisco-CUCM11.5
Max-Forwards: 70
CSeq: 101 ACK
Allow-Events: presence, kpml
Session-ID: 56a8a95e00105000a0006c416a369525;remote=c83405810147c69016c38634ab104961
Content-Type: application/sdp
Content-Length: 235

v=0

o=CiscoSystemsCCM-SIP 104961 1 IN IP4 10.48.38.5
s=SIP Call
c=IN IP4 10.48.38.107
b=TIAS:64000
b=AS:64
t=0 0
m=audio 17904 RTP/AVP 0 101
a=rtpmap:0 PCMU/8000
a=sendonly
a=rtpmap:101 telephone-event/8000
a=fmtp:101 0-15

CUCM sends ACK to called (recorded) phone for re-INVITE #1

04241947.001 |11:27:44.559 |AppInfo |SIPTcp - wait_SdlSPISignal: Outgoing SIP TCP message to 10.48.38.107 on port 51902 index 52
[286973,NET]
ACK sip:91a43f66-ca58-9cd3-b0e5-588aa61a72bc@10.48.38.107:51902;transport=tcp SIP/2.0
Via: SIP/2.0/TCP 10.48.38.5:5060;branch=z9hG4bK32f45d25b711
From: "Call Manager" <sip:10.48.38.5>;tag=104956~e650e088-60ba-4195-8387-3dcc0127efdc-19301628
To: <sip:1001@10.48.38.5>;tag=6c416a369525007019bf48f9-5901eb85
Date: Tue, 27 Aug 2019 15:27:44 GMT
Call-ID: 35554700-d6514bef-3280-526300e@10.48.38.5
User-Agent: Cisco-CUCM11.5
Max-Forwards: 70
CSeq: 102 ACK
Allow-Events: presence
Session-ID: 00000000000000000000000000000000;remote=0848153900105000a0006c416a369525
Content-Type: application/sdp
Content-Length: 192

v=0
o=CiscoSystemsCCM-SIP 104956 3 IN IP4 10.48.38.5
s=SIP Call
c=IN IP4 10.48.38.30
b=TIAS:64000
b=AS:64
t=0 0
m=audio 59058 RTP/AVP 0
b=TIAS:64000
a=rtpmap:0 PCMU/8000
a=recvonly

CUCM sends ACK to the recording server in response to 200 OK #1

04241948.001 |11:27:44.559 |AppInfo |SIPTcp - wait_SdlSPISignal: Outgoing SIP TCP message to 10.48.38.30 on port 5060 index 50
[286974,NET]
ACK sip:7878@10.48.38.30:5060;transport=TCP SIP/2.0
Via: SIP/2.0/TCP 10.48.38.5:5060;branch=z9hG4bK32f573871bbb
From: "SJ User 2" <sip:1001@10.48.38.5;x-nearend;x-refci=19301625;x-nearendclusterid=StandAloneCluster;x-nearenddevice=SEP6C416A369525;x-nearendaddr=1001;x-farendrefci=19301624;x-farendclusterid=StandAloneCluster;x-farenddevice=SEP38ED18552A12;x-farendaddr=1000>;tag=104958~e650e088-60ba-4195-8387-3dcc0127efdc-19301629
To: <sip:7878@10.48.38.30>;tag=ds2c967644
Date: Tue, 27 Aug 2019 15:27:43 GMT
Call-ID: 35554700-d6514bef-3281-526300e@10.48.38.5
User-Agent: Cisco-CUCM11.5
Max-Forwards: 70
CSeq: 101 ACK
Allow-Events: presence, kpml
Session-ID: 0848153900105000a0006c416a369525;remote=c83405810147c69016c38634ab104958
Content-Type: application/sdp

Content-Length: 235

```
v=0
o=CiscoSystemsCCM-SIP 104958 1 IN IP4 10.48.38.5
s=SIP Call
c=IN IP4 10.48.38.107
b=TIAS:64000
b=AS:64
t=0 0
m=audio 26396 RTP/AVP 0 101
a=rtpmap:0 PCMU/8000
a=sendonly
a=rtpmap:101 telephone-event/8000
a=fmtp:101 0-15
```

Dépannage

Cette section fournit des informations que vous pouvez utiliser pour dépanner votre configuration.

Négociation de Codec

Voici un exemple de l'un des types les plus courants d'échecs d'enregistrement d'appels : non-concordance de codec entre le téléphone enregistré et le serveur d'enregistrement :

```
~~~~~
Codec Negotiation Failure
~~~~~

### Calling phone places call

00019629.001 |12:48:34.510 |AppInfo |StationInit: (0000005) EnblocCall calledParty=9110001.

### CUCM performs digit analysis against the dialed digits (dd="9110001")

00019638.001 |12:48:34.511 |AppInfo |Digit Analysis: star_DaReq: daReq.partitionSearchSpace(),
filteredPartitionSearchSpaceString(), partitionSearchSpaceString()
00019638.002 |12:48:34.511 |AppInfo |Digit Analysis: star_DaReq: Matching Legacy Numeric,
digits=9110001
00019638.003 |12:48:34.522 |AppInfo |Digit Analysis: getDaRes data: daRes.ssType=[0] Intercept
DAMR.sstype=[0], TPcount=[0], DAMR.NotifyCount=[0], DaRes.NotifyCount=[0]
00019638.004 |12:48:34.522 |AppInfo |Digit Analysis: getDaRes - Remote Destination [] isURI[1]
00019638.005 |12:48:34.522 |AppInfo |Digit analysis: patternUsage=2
00019638.006 |12:48:34.522 |AppInfo |Digit analysis: match(pi="2", fqcn="9110006",
cn="9110006",plv="5", pss="", TodFilteredPss="", dd="9110001",dac="1")
00019638.007 |12:48:34.522 |AppInfo |Digit analysis: analysis results
00019638.008 |12:48:34.522 |AppInfo ||PretransformCallingPartyNumber=9110006
|CallingPartyNumber=9110006
|DialingPartition=
|DialingPattern=9110001
|FullyQualifiedCalledPartyNumber=9110001
|DialingPatternRegularExpression=(9110001)
|DialingWhere=
|PatternType=Enterprise
|PotentialMatches=NoPotentialMatchesExist
|DialingSdlProcessId=(0,0,0)
```

```
|PretransformDigitString=9110001
|PretransformTagsList=SUBSCRIBER
|PretransformPositionalMatchList=9110001
|CollectedDigits=9110001
```

```
### CUCM determines call must stay on same node and go to LineControl
(PID=LineControl(2,100,174,19))
```

```
00019640.001 |12:48:34.522 |AppInfo |Digit analysis: wait_DmPidRes- Partition=[]
Pattern=[9110001] Where=[],cmDeviceType=[UserDevice], OutsideDialtone =[0], DeviceOverride=[0],
PID=LineControl(2,100,174,7),CI=[49613637],Sender=Cdcc(2,100,219,1)
```

```
### CUCM extends the call to the called phone
```

```
00019657.003 |12:48:34.560 |AppInfo |StationD: (0000007) DEBUG whatToDo: line=1 calls=0
limit=4, busy=2. GCI=(2, 7001), cm_PL=(5, 0).
00019657.004 |12:48:34.560 |AppInfo |StationD: (0000007) DEBUG whatToDo: busy trigger not
hit... send to open appearance
00019657.005 |12:48:34.560 |AppInfo |preFilterCapCount =[11], preFilterCaps :: (Cap)= (25) (6)
(4) (2) (7) (8) (15) (16) (11) (12) (257) Filtering Caps due to Service Parameter Configuration
postFilterCapCount =[8], postFilterCaps :: (Cap)= (25) (4) (2) (15) (16) (11) (12) (257)
00019657.006 |12:48:34.560 |AppInfo |preFilterCapCount =[0], preFilterCaps :: (Cap)= Filtering
Caps due to Service Parameter Configuration postFilterCapCount =[0], postFilterCaps :: (Cap)=
00019657.007 |12:48:34.560 |Created | |
|StationCdpc(2,100,64,2) |StationD(2,100,63,7) |
|NumOfCurrentInstances: 2
00019657.008 |12:48:34.560 |AppInfo |StationD: (0000007) DEBUG- getLineRingSetting:
retVal=4.
00019657.009 |12:48:34.560 |AppInfo |StationD: (0000007) DEBUG- saveRinger for: ci=49613638,
line=1, mode=2, cm_precedence=5, callPhase=5.
00019657.010 |12:48:34.560 |AppInfo |StationD: (0000007) DEBUG- saveRinger: ci=49613638,
line=1, mode=2, cm_precedence=5, callPhase=5, modifier=0
00019657.011 |12:48:34.560 |AppInfo |StationD: (0000007) INFO sendCallAcceptReq: Try to
send StationLineCallAccept to cdpc=2 .
00019657.012 |12:48:34.560 |AppInfo |StationD: (0000007) playRinger for: ci=49613638.
00019657.013 |12:48:34.560 |AppInfo |StationD: (0000007) DEBUG- getLineRingSetting:
retVal=4.
00019657.014 |12:48:34.560 |AppInfo |StationD: (0000007) DEBUG- getLineRingSetting:
retVal=4.
00019657.015 |12:48:34.560 |AppInfo |StationD: (0000007) DEBUG- getLineRingSetting:
retVal=4.
```

```
### The Called (recorded) phone goes off hook
```

```
00019709.001 |12:48:36.042 |AppInfo |StationD: (0000007) restart0_StationOffHook - INFO:
CI=49613638 on line=1, SPKMode=0, alwaysPrimeLine=0, alwaysUsePrimeLineForVM=0, fid=9999,
offHookTrigger=1.
```

```
### CUCM Tells the calling phone to open the logical channel
```

```
00019773.001 |12:48:36.061 |AppInfo |StationD: (0000005) SEP0018195AA209 ,
star_MediaExchangeAgenaOpenLogicalChannel packetSize=20, codec=4, ci=49613637
```

```
### CUCM Tells the called (recorded) to open the logical channel
```

```
00019776.001 |12:48:36.061 |AppInfo |StationD: (0000007) SEP001795BDD16B ,
star_MediaExchangeAgenaOpenLogicalChannel packetSize=20, codec=4, ci=49613638
```

```
### CUCM Tells the calling phone to open the receive channel
```

```
00019784.002 |12:48:36.062 |AppInfo |StationD: (0000005) OpenReceiveChannel
conferenceID=49613637 passThruPartyID=33554433 millisecondPacketSize=20
```

compressionType=4(Media_Payload_G711Ulaw64k) RFC2833PayloadType=0 qualifierIn=?
sourceIpAddr=IpAddr.type:0 ipAddr:0x0e302021000000000000000000000000(10.48.32.33). myIP:
IpAddr.type:0 ipv4Addr:0x0e30201c(10.48.32.28)

Codec locked due to recording on called (recorded) phone

00019785.003 |12:48:36.062 |AppInfo | StationCdpc: star_MediaExchangeAgenaQueryCapability -
Device SEP001795BDD16B, codec locked due to recording, codecType=4

CUCM Tells the called (recorded) phone to open the receive channel

00019788.002 |12:48:36.062 |AppInfo |StationD: (0000007) OpenReceiveChannel
conferenceID=49613638 passThruPartyID=33554434 millisecondPacketSize=20
compressionType=4(Media_Payload_G711Ulaw64k) RFC2833PayloadType=0 qualifierIn=?
sourceIpAddr=IpAddr.type:0 ipAddr:0x0e30201c000000000000000000000000(10.48.32.28). myIP:
IpAddr.type:0 ipv4Addr:0x0e302021(10.48.32.33)

CUCM allocates the BiB on the called (recorded) phone

00019830.000 |12:48:36.074 |SdlSig |MrmAllocateUcbResourceReq |waiting
|MediaResourceManager(2,100,138,1) |Cc(2,100,220,1)
|2,100,14,19.206^10.48.32.33^SEP001795BDD16B |[R:N-H:0,N:1,L:0,V:0,Z:0,D:0] CI=49613639
SsType=33554461 SsKey=1 BridgeType=0 MRGLPkid= NumStream=1 Bib=89cdb152-4ef2-4d60-9e6b-
ab8c77c22618 BibTgCi=49613638 FeatId=159 PL=5 PLDmn=0 DeviceCapability=0 NumVideoCapable=0
requestDeviceType=0 requestDeviceLocale=64 forkingDevicePosition=2 playToneDir=3

BiB places it's first call to recording destination address (cn is calling number which is
the BiB cn="b00223906001" and it is dialing the recordingdestination dd="8675309")

00019889.001 |12:48:36.100 |AppInfo |Digit Analysis: star_DaReq: daReq.partitionSearchSpace(),
filteredPartitionSearchSpaceString(), partitionSearchSpaceString()
00019889.002 |12:48:36.100 |AppInfo |Digit Analysis: star_DaReq: Matching Legacy Numeric,
digits=8675309
00019889.003 |12:48:36.100 |AppInfo |Digit Analysis: getDaRes data: daRes.ssType=[0] Intercept
DAMR.sstype=[0], TPcount=[0], DAMR.NotifyCount=[0], DaRes.NotifyCount=[0]
00019889.004 |12:48:36.100 |AppInfo |Digit Analysis: getDaRes - Remote Destination [8675309]
isURI[0]
00019889.005 |12:48:36.100 |AppInfo |CMUtility routeCallThroughCTIRD: no matching
RemDestDynamic record exists for remdest [8675309]
00019889.006 |12:48:36.100 |AppInfo |DbMobility: getMatchedRemDest starts: cnumber = 8675309
00019889.007 |12:48:36.100 |AppInfo |DbMobility: getMatchedRemDest: full match case
00019889.008 |12:48:36.100 |AppInfo |DbMobility SelectByDestination: no matching RemDestDynamic
record exists for remdest [8675309]
00019889.009 |12:48:36.100 |AppInfo |DbMobility: can't find remdest 8675309 in map
00019889.010 |12:48:36.100 |AppInfo |Digit analysis: patternUsage=5
00019889.011 |12:48:36.100 |AppInfo |Digit analysis: match(pi="1", fqcn="",
cn="b00223906001", plv="5", pss="E911_PT:Phones_PT:EMERGENCY_PT:INTERNAL_PT:INFORMACAST_PT",
TodFilteredPss="E911_PT:Phones_PT:EMERGENCY_PT:INTERNAL_PT:INFORMACAST_PT",
dd="8675309", dac="1")
00019889.012 |12:48:36.100 |AppInfo |Digit analysis: analysis results
00019889.013 |12:48:36.100 |AppInfo ||PretransformCallingPartyNumber=b00223906001
|CallingPartyNumber=b00223906001
|DialingPartition=
|DialingPattern=8675309
|FullyQualifiedCalledPartyNumber=8675309
|DialingPatternRegularExpression=(8675309)
|DialingWhere=
|PatternType=Enterprise
|PotentialMatches=NoPotentialMatchesExist
|DialingSdlProcessId=(0,0,0)
|PretransformDigitString=8675309
|PretransformTagsList=SUBSCRIBER
|PretransformPositionalMatchList=8675309

|CollectedDigits=8675309

Calling phone sends CUCM the ORC ACK

00019912.001 |12:48:36.139 |AppInfo |StationInit: (0000005) OpenReceiveChannelAck Status=0, IpAddr=IpAddr.type:0 ipAddr:0x0e30201c000000000000000000000000(10.48.32.28), Port=31678, PartyID=33554433

CUCM sends startMediaTransmission to the called (recorded) phone telling the phone to send RTP to the calling phone (10.48.32.28)

00019920.001 |12:48:36.139 |AppInfo |StationD: (0000007) startMediaTransmission conferenceID=49613638 passThruPartyID=33554434 remoteIpAddress=IpAddr.type:0 ipAddr:0x0e30201c000000000000000000000000(10.48.32.28) remotePortNumber=31678 milliSecondPacketSize=20 compressType=4(Media_Payload_G711Ulaw64k) RFC2833PayloadType=0 qualifierOut=?. myIP: IpAddr.type:0 ipv4Addr:0x0e302021(10.48.32.33)

Called (recorded) phone sends CUCM the ORC ACK

00019959.001 |12:48:36.145 |AppInfo |StationInit: (0000007) OpenReceiveChannelAck Status=0, IpAddr=IpAddr.type:0 ipAddr:0x0e302021000000000000000000000000(10.48.32.33), Port=28360, PartyID=33554434

CUCM sends startMediaTransmission to the calling phone telling the phone to send RTP to the called phone (10.48.32.33)

00019977.001 |12:48:36.146 |AppInfo |StationD: (0000005) startMediaTransmission conferenceID=49613637 passThruPartyID=33554433 remoteIpAddress=IpAddr.type:0 ipAddr:0x0e302021000000000000000000000000(10.48.32.33) remotePortNumber=28360 milliSecondPacketSize=20 compressType=4(Media_Payload_G711Ulaw64k) RFC2833PayloadType=0 qualifierOut=?. myIP: IpAddr.type:0 ipv4Addr:0x0e30201c(10.48.32.28)

BiB places second call to recording destination address (cn is calling number which is the BiB cn="b00223906001" and it is dialing the recordingdestination dd="8675309")

Note that the BiB number stayed the same (b00223906001) and so did the recordingdestination

00020002.001 |12:48:36.147 |AppInfo |Digit Analysis: star_DaReq: daReq.partitionSearchSpace(), filteredPartitionSearchSpaceString(), partitionSearchSpaceString()
00020002.002 |12:48:36.147 |AppInfo |Digit Analysis: star_DaReq: Matching Legacy Numeric, digits=8675309
00020002.003 |12:48:36.147 |AppInfo |Digit Analysis: getDaRes data: daRes.ssType=[0] Intercept DAMR.sstype=[0], TPcount=[0], DAMR.NotifyCount=[0], DaRes.NotifyCount=[0]
00020002.004 |12:48:36.147 |AppInfo |Digit Analysis: getDaRes - Remote Destination [8675309] isURI[0]
00020002.005 |12:48:36.147 |AppInfo |CMUtility routeCallThroughCTIRD: no matching RemDestDynamic record exists for remdest [8675309]
00020002.006 |12:48:36.147 |AppInfo |DbMobility: getMatchedRemDest starts: cnumber = 8675309
00020002.007 |12:48:36.147 |AppInfo |DbMobility: getMatchedRemDest: full match case
00020002.008 |12:48:36.147 |AppInfo |DbMobility SelectByDestination: no matching RemDestDynamic record exists for remdest [8675309]
00020002.009 |12:48:36.147 |AppInfo |DbMobility: can't find remdest 8675309 in map
00020002.010 |12:48:36.147 |AppInfo |Digit analysis: patternUsage=5
00020002.011 |12:48:36.147 |AppInfo |Digit analysis: match(pi="1", fqc="", cn="b00223906001",plv="5", pss="E911_PT:Phones_PT:EMERGENCY_PT:INTERNAL_PT:INFORMACAST_PT", TodFilteredPss="E911_PT:Phones_PT:EMERGENCY_PT:INTERNAL_PT:INFORMACAST_PT", dd="8675309",dac="1")
00020002.012 |12:48:36.147 |AppInfo |Digit analysis: analysis results
00020002.013 |12:48:36.147 |AppInfo ||PretransformCallingPartyNumber=b00223906001 |CallingPartyNumber=b00223906001 |DialingPartition= |DialingPattern=8675309 |FullyQualifiedCalledPartyNumber=8675309 |DialingPatternRegularExpression=(8675309) |DialingWhere= |PatternType=Enterprise |PotentialMatches=NoPotentialMatchesExist |DialingSdlProcessId=(0,0,0) |PretransformDigitString=8675309 |PretransformTagsList=SUBSCRIBER |PretransformPositionalMatchList=8675309 |CollectedDigits=8675309 |UnconsumedDigits= |TagsList=SUBSCRIBER |PositionalMatchList=8675309

CUCM sends INVITE #1 to configured recording server (10.48.32.170)

00020086.001 |12:48:36.156 |AppInfo |//SIP/SIPUdp/wait_SdlSPISignal: Outgoing SIP UDP message to 10.48.32.170:[5060]:
[901,NET]
INVITE sip:8675309@10.48.32.170:5060 SIP/2.0
Via: SIP/2.0/UDP 10.48.32.90:5060;branch=z9hG4bK4f2a857d3d
From: <sip:9110001@10.48.32.90;x-nearend;x-refci=49613638;x-nearendclusterid=glenscucm10-5;x-nearenddevice=sep001795bdd16b;x-nearendaddr=9110001;x-farendrefci=49613637;x-farendclusterid=glenscucm10-5;x-farenddevice=sep0018195aa209;x-farendaddr=9110006>;tag=351~713e2333-4032-45f1-b1f5-e33cf47lacec-49613642
To: <sip:8675309@10.48.32.170>
Date: Tue, 14 Oct 2014 16:48:36 GMT
Call-ID: ef7acf80-43d153e4-50-5a20300e@10.48.32.90
Supported: timer,resource-priority,replaces
Min-SE: 1800
User-Agent: Cisco-CUCM10.5
Allow: INVITE, OPTIONS, INFO, BYE, CANCEL, ACK, PRACK, UPDATE, REFER, SUBSCRIBE, NOTIFY
CSeq: 101 INVITE
Expires: 180
Allow-Events: presence, kpml
Supported: X-cisco-srtp-fallback
Supported: Geolocation
Call-Info: ;method="NOTIFY;Event=telephone-event;Duration=500"
Cisco-Guid: 4017803136-0000065536-0000000001-1512058894
Session-Expires: 1800
P-Asserted-Identity: <sip:9110001@10.48.32.90>
Remote-Party-ID: <sip:9110001@10.48.32.90>;party=calling;screen=yes;privacy=off
Contact: <sip:9110001@10.48.32.90:5060>;isFocus
Max-Forwards: 70
Content-Length: 0

CUCM sends INVITE #2 to configured recording server (10.48.32.170)

00020088.001 |12:48:36.157 |AppInfo |//SIP/SIPUdp/wait_SdlSPISignal: Outgoing SIP UDP message to 10.48.32.170:[5060]:
[902,NET]
INVITE sip:8675309@10.48.32.170:5060 SIP/2.0
Via: SIP/2.0/UDP 10.48.32.90:5060;branch=z9hG4bK5014378d0b
From: <sip:9110001@10.48.32.90;x-farend;x-refci=49613638;x-nearendclusterid=glenscucm10-5;x-nearenddevice=sep001795bdd16b;x-nearendaddr=9110001;x-farendrefci=49613637;x-farendclusterid=glenscucm10-5;x-farenddevice=sep0018195aa209;x-farendaddr=9110006>;tag=352~713e2333-4032-45f1-b1f5-e33cf47lacec-49613645
To: <sip:8675309@10.48.32.170>
Date: Tue, 14 Oct 2014 16:48:36 GMT
Call-ID: ef7acf80-43d153e4-51-5a20300e@10.48.32.90
Supported: timer,resource-priority,replaces
Min-SE: 1800
User-Agent: Cisco-CUCM10.5
Allow: INVITE, OPTIONS, INFO, BYE, CANCEL, ACK, PRACK, UPDATE, REFER, SUBSCRIBE, NOTIFY
CSeq: 101 INVITE
Expires: 180
Allow-Events: presence, kpml
Supported: X-cisco-srtp-fallback
Supported: Geolocation
Call-Info: ;method="NOTIFY;Event=telephone-event;Duration=500"
Cisco-Guid: 4017803136-0000065536-0000000002-1512058894
Session-Expires: 1800
P-Asserted-Identity: <sip:9110001@10.48.32.90>
Remote-Party-ID: <sip:9110001@10.48.32.90>;party=calling;screen=yes;privacy=off
Contact: <sip:9110001@10.48.32.90:5060>;isFocus
Max-Forwards: 70
Content-Length: 0

CUCM receives a 200 OK from recording server for INVITE #1

00020089.001 |12:48:36.161 |AppInfo |//SIP/SIPUdp/wait_SdlDataInd: Incoming SIP UDP message size 731 from 10.48.32.170:[5060]:
[903,NET]
SIP/2.0 200 OK
Via: SIP/2.0/UDP 10.48.32.90:5060;branch=z9hG4bK4f2a857d3d
From: <sip:9110001@10.48.32.90;x-nearend;x-refci=49613638;x-nearendclusterid=glenscucm10-5;x-nearenddevice=sep001795bdd16b;x-nearendaddr=9110001;x-farendrefci=49613637;x-farendclusterid=glenscucm10-5;x-farenddevice=sep0018195aa209;x-farendaddr=9110006>;tag=351~713e2333-4032-45f1-b1f5-e33cf47lacec-49613642
To: <sip:8675309@10.48.32.170>;tag=1
Call-ID: ef7acf80-43d153e4-50-5a20300e@10.48.32.90
CSeq: 101 INVITE
Contact: <sip:10.48.32.170:5060;transport=udp>
Content-Type: application/sdp
Content-Length: 135

v=0
o=user1 53655765 2353687637 IN IP4 10.48.32.170
s=-
c=IN IP4 10.48.32.170
t=0 0
m=audio 6000 RTP/AVP 0
a=rtpmap:0 PCMU/8000

CUCM receives a 200 OK from recording server for INVITE #2

00020092.001 |12:48:36.161 |AppInfo |//SIP/SIPUdp/wait_SdlDataInd: Incoming SIP UDP message size 730 from 10.48.32.170:[5060]:
[905,NET]
SIP/2.0 200 OK
Via: SIP/2.0/UDP 10.48.32.90:5060;branch=z9hG4bK5014378d0b
From: <sip:9110001@10.48.32.90;x-farend;x-refci=49613638;x-nearendclusterid=glenscucm10-5;x-nearenddevice=sep001795bdd16b;x-nearendaddr=9110001;x-farendrefci=49613637;x-farendclusterid=glenscucm10-5;x-farenddevice=sep0018195aa209;x-farendaddr=9110006>;tag=352~713e2333-4032-45f1-b1f5-e33cf47lacec-49613645
To: <sip:8675309@10.48.32.170>;tag=2
Call-ID: ef7acf80-43d153e4-51-5a20300e@10.48.32.90
CSeq: 101 INVITE
Contact: <sip:10.48.32.170:5060;transport=udp>
Content-Type: application/sdp
Content-Length: 135

v=0
o=user1 53655765 2353687637 IN IP4 10.48.32.170
s=-
c=IN IP4 10.48.32.170
t=0 0
m=audio 6000 RTP/AVP 0
a=rtpmap:0 PCMU/8000

Region information for connecting audio for recording call, both appear to support G.711. Note that the bandwidth capabilities printed is kbps=8 meaning the region relationship between the two regions is limited to codecs using 8kbps or less. 00020160.005 |12:48:36.190 |AppInfo |DET-RegionsServer::matchCapabilities-- savedOption=3, PREF_NONE, regionA=(null) regionB=(null) latentCaps(A=0, B=0) kbps=8, capACount=1, capBCount=1 00020160.006 |12:48:36.190 |AppInfo |DET-MediaManager-(2)::checkAudioPassThru, param(bPostMTPAllocation=0,chkTrp=1), capCount(1,1), mtpPT=1, aPT=2 00020160.007 |12:48:36.190 |AppInfo |DET-MediaManager-(2)::preCheckCapabilities, **region1=Default, region2=RecordingTrunk, Pty1** capCount=1 (Cap,ptime)=(**4,20**), **Pty2** capCount=1 (Cap,ptime)=(**4,20**) 00020160.008 |12:48:36.190 |AppInfo |DET-RegionsServer::matchCapabilities-- savedOption=0, PREF_NONE, regionA=(null) regionB=(null) latentCaps(A=0, B=0) **kbps=8**, capACount=1, capBCount=1

CUCM determines 2 transcoders are required and attempts to allocate

00020160.011 |12:48:36.190 |AppInfo |DET-MediaManager-(2)::preCheckCapabilities, **caps mismatch! Xcoder Req'd. kbps(8)**, filtered A[capCount=0 (Cap,ptime)=], B[capCount=0 (Cap,ptime)=] allowMTP=0 **numXcoderRequired=2** xcodingSide=0

No transcoder is configured which can cause this call to fail

00020162.003 |12:48:36.190 |AppInfo |MediaResourceManager::sendAllocationResourceErr - ERROR - no transcoder device configured

CUCM sendt the ACK and BYE to the recording server in response to INVITE #1
Note the Q.850 cause code

00020210.001 |12:48:36.216 |AppInfo |//SIP/SIPUdp/wait_SdlSPISignal: Outgoing SIP UDP message to 10.48.32.170:[5060]:
[906,NET]
ACK sip:10.48.32.170:5060;transport=UDP SIP/2.0
Via: SIP/2.0/UDP 10.48.32.90:5060;branch=z9hG4bK51257b2b47
From: <sip:9110001@10.48.32.90;x-nearend;x-refci=49613638;x-nearendclusterid=glenscucm10-5;x-nearenddevice=sep001795bdd16b;x-nearendaddr=9110001;x-farendrefci=49613637;x-farendclusterid=glenscucm10-5;x-farenddevice=sep0018195aa209;x-farendaddr=9110006>;tag=351~713e2333-4032-45f1-b1f5-e33cf471acec-49613642
To: <sip:8675309@10.48.32.170>;tag=1
Date: Tue, 14 Oct 2014 16:48:36 GMT
Call-ID: ef7acf80-43d153e4-50-5a20300e@10.48.32.90
User-Agent: Cisco-CUCM10.5
Max-Forwards: 70
CSeq: 101 ACK
Allow-Events: presence, kpml
Content-Length: 0

00020211.001 |12:48:36.216 |AppInfo |//SIP/SIPUdp/wait_SdlSPISignal: Outgoing SIP UDP message to 10.48.32.170:[5060]:
[907,NET]
BYE sip:10.48.32.170:5060;transport=UDP SIP/2.0
Via: SIP/2.0/UDP 10.48.32.90:5060;branch=z9hG4bK526f3d2afa
From: <sip:9110001@10.48.32.90;x-nearend;x-refci=49613638;x-nearendclusterid=GlensCUCM10-5;x-nearenddevice=SEP001795BDD16B;x-nearendaddr=9110001;x-farendrefci=49613637;x-farendclusterid=GlensCUCM10-5;x-farenddevice=SEP0018195AA209;x-farendaddr=9110006>;tag=351~713e2333-4032-45f1-b1f5-e33cf471acec-49613642
To: <sip:8675309@10.48.32.170>;tag=1
Date: Tue, 14 Oct 2014 16:48:36 GMT
Call-ID: ef7acf80-43d153e4-50-5a20300e@10.48.32.90
User-Agent: Cisco-CUCM10.5
Max-Forwards: 70
P-Asserted-Identity: <sip:9110001@10.48.32.90>
CSeq: 102 BYE
Reason: Q.850;cause=47
Content-Length: 0

CUCM sendt the ACK and BYE to the recording server in response to INVITE #2
Note the Q.850 cuase code in the BYE

00020248.001 |12:48:36.218 |AppInfo |//SIP/SIPUdp/wait_SdlSPISignal: Outgoing SIP UDP message to 10.48.32.170:[5060]:
[908,NET]
ACK sip:10.48.32.170:5060;transport=UDP SIP/2.0
Via: SIP/2.0/UDP 10.48.32.90:5060;branch=z9hG4bK531df920a6
From: <sip:9110001@10.48.32.90;x-farend;x-refci=49613638;x-nearendclusterid=glenscucm10-5;x-nearenddevice=sep001795bdd16b;x-nearendaddr=9110001;x-farendrefci=49613637;x-farendclusterid=glenscucm10-5;x-farenddevice=sep0018195aa209;x-

farendaddr=9110006>;tag=352-713e2333-4032-45f1-b1f5-e33cf471acec-49613645
To: <sip:8675309@10.48.32.170>;tag=2
Date: Tue, 14 Oct 2014 16:48:36 GMT
Call-ID: ef7acf80-43d153e4-51-5a20300e@10.48.32.90
User-Agent: Cisco-CUCM10.5
Max-Forwards: 70
CSeq: 101 ACK
Allow-Events: presence, kpml
Content-Length: 0

00020249.001 |12:48:36.218 |AppInfo |//SIP/SIPUdp/wait_SdlSPISignal: Outgoing SIP UDP message to
10.48.32.170:[5060]: [909,NET] BYE sip:10.48.32.170:5060;transport=UDP SIP/2.0 Via: SIP/2.0/UDP
10.48.32.90:5060;branch=z9hG4bK5462aba807 From: <sip:9110001@10.48.32.90;x-farend;x-
refci=49613638;x-nearendclusterid=glenscucm10-5;x-nearenddevice=sep001795bdd16b;x-
nearendaddr=9110001;x-farendrefci=49613637;x-farendclusterid=glenscucm10-5;x-
farenddevice=sep0018195aa209;x-farendaddr=9110006>;tag=352-713e2333-4032-45f1-b1f5-e33cf471acec-
49613645 To: <sip:8675309@10.48.32.170>;tag=2 Date: Tue, 14 Oct 2014 16:48:36 GMT Call-ID:
ef7acf80-43d153e4-51-5a20300e@10.48.32.90 User-Agent: Cisco-CUCM10.5 Max-Forwards: 70 P-
Asserted-Identity: <sip:9110001@10.48.32.90> CSeq: 102 BYE **Reason: Q.850;cause=47**
Content-Length: 0

Mauvaise configuration incluant des problèmes CSS et PT

Les commandes disponibles ici permettent de vérifier rapidement la plupart des configurations d'enregistrement avec uniquement l'adresse MAC connue d'un téléphone qui n'enregistre pas d'appels. Remplacez simplement la partie de la commande **MAC_of_Phone** par l'adresse MAC réelle du téléphone, comme dans les exemples présentés ici.

Vous obtenez ainsi le DN (tous s'il y en a plusieurs) de l'adresse MAC sur laquelle vous effectuez la recherche, l'adresse MAC du téléphone uniquement pour confirmation, le paramètre BIB, le paramètre de confidentialité, le type d'enregistrement (référez les valeurs répertoriées dans les exemples des travaux pratiques), le profil d'enregistrement utilisé par le téléphone, le nom des espaces de recherche d'appels (CSS) d'enregistrement, la destination d'enregistrement de ce profil d'enregistrement et la partition à laquelle cette destination d'enregistrement est associée en fonction de l'adresse MAC sur laquelle vous effectuez la recherche :

```
run sql select n1.dnorpattern as phone_dn, dev.name as phone_mac, CASE  
dev.tkstatus_builtinbridge WHEN '1' THEN 'BiB is on' WHEN '0' THEN 'BiB is off' ELSE 'NA' END as  
is_bib_on, CASE dev.resettoggle WHEN 't' THEN 'Privacy is on' WHEN 'f' THEN 'Privacy is off'  
ELSE 'NA' END as is_privacy_on, CASE recordynam.tkrecordingflag WHEN '0' THEN 'Recording  
Disabled' WHEN '1' THEN 'Automatic' WHEN '2' THEN 'Selective' ELSE 'NA' END as recording_type,  
CASE devnumplanmap.tkpreferredmediasource WHEN '1' THEN 'Gateway Preferred' WHEN '2' THEN 'Phone  
Preferred' ELSE 'NA' END as Recording_Media_Source, rcrdpro.name as recording_profile_name,  
css.name as css_used_by_recording_profile, rcrdpro.recorderdestination as  
recording_route_pattern, rp.name as required_partition_for_css_used_by_recording_profile from  
recordingprofile as rcrdpro inner join callingsearchspace as css on  
rcrdpro.fkcallingsearchspace_callrecording = css.pkid inner join numplan as n on n.dnorpattern =  
rcrdpro.recorderdestination inner join routepartition as rp on rp.pkid = n.fkroutepartition  
inner join devicenumplanmap as devnumplanmap on rcrdpro.pkid = devnumplanmap.fkreordingprofile  
inner join recordingdynamic as recordynam on devnumplanmap.pkid = recordynam.fkdevicenumplanmap  
inner join device as dev on devnumplanmap.fkdevice = dev.pkid inner join numplan as n1 on  
devnumplanmap.fknumplan = n1.pkid where css.pkid = rcrdpro.fkcallingsearchspace_callrecording  
and dev.name='MAC_of_Phone'
```

Vous obtenez ainsi la liste des partitions associées à la CSS d'enregistrement sur le profil d'enregistrement associé à l'adresse MAC du téléphone sur lequel vous effectuez la recherche.

```
run sql select css.name as name_of_the_recording_css, rp.name as partitions_in_recording_css,  
csm.sortorder from callingsearchspace as css inner join callingsearchspacemember as csm on
```

```

csm.fkcallingsearchspace = css.pkid inner join routepartition as rp on csm.fkroutepartition =
rp.pkid inner join recordingprofile as rcrdpro on rcrdpro.fkcallingsearchspace_callrecording =
css.pkid inner join devicenumplanmap as devnumplanmap on rcrdpro.pkid =
devnumplanmap.fkrecordingprofile inner join device as dev on devnumplanmap.fkdevice = dev.pkid
where css.pkid = rcrdpro.fkcallingsearchspace_callrecording and dev.name='MAC_of_Phone'

```

Voici des exemples des résultats des travaux pratiques pour un téléphone dont l'adresse MAC est SEPC80084AA8743 :

Dans cette commande, vous pouvez voir que le téléphone n'a qu'un seul DN sur lui qui est 2003, nous voyons également le BIB est activé, la confidentialité est désactivée, le type d'enregistrement est automatique, la source préférée est le téléphone, le profil d'enregistrement est **Test Recording Profile**, l'espace de recherche d'appel d'enregistrement est **INTERNAL_CSS**, le modèle de route pour les appels enregistrés est **8675309** et ce modèle est associé à la partition **INTERNAL_PT**.

```

run sql select nl.dnorpattern as phone_dn, dev.name as phone_mac, CASE
dev.tkstatus_builtinbridge WHEN '1' THEN 'BiB is on' WHEN '0' THEN 'BiB is off' ELSE 'NA' END as
is_bib_on, CASE dev.resettoggle WHEN 't' THEN 'Privacy is on' WHEN 'f' THEN 'Privacy is off'
ELSE 'NA' END as is_privacy_on, CASE recordynam.tkrecordingflag WHEN '0' THEN 'Recording
Disabled' WHEN '1' THEN 'Automatic' WHEN '2' THEN 'Selective' ELSE 'NA' END as recording_type,
CASE devnumplanmap.tkpreferredmediasource WHEN '1' THEN 'Gateway Preferred' WHEN '2' THEN 'Phone
Preferred' ELSE 'NA' END as Recording_Media_Source, rcrdpro.name as recording_profile_name,
css.name as css_used_by_recording_profile, rcrdpro.recorderdestination as
recording_route_pattern, rp.name as required_partition_for_css_used_by_recording_profile from
recordingprofile as rcrdpro inner join callingsearchspace as css on
rcrdpro.fkcallingsearchspace_callrecording = css.pkid inner join numplan as n on n.dnorpattern =
rcrdpro.recorderdestination inner join routepartition as rp on rp.pkid = n.fkroutepartition
inner join devicenumplanmap as devnumplanmap on rcrdpro.pkid = devnumplanmap.fkrecordingprofile
inner join recordingdynamic as recordynam on devnumplanmap.pkid = recordynam.fkdevicenumplanmap
inner join device as dev on devnumplanmap.fkdevice = dev.pkid inner join numplan as n1 on
devnumplanmap.fknumplan = n1.pkid where css.pkid = rcrdpro.fkcallingsearchspace_callrecording
and dev.name='SEPC80084AA8743'
phone_dn phone_mac is_bib_on is_privacy_on recording_type recording_media_source
recording_profile_name css_used_by_recording_profile recording_route_pattern
required_partition_for_css_used_by_recording_profile
=====
=====
=====
2003 SEPC80084AA8743 BiB is on Privacy is off Automatic Phone Preferred Test Recording Profile
INTERNAL_CSS 8675309 INTERNAL_PT

```

Avec le résultat de cette commande, vous pouvez vérifier toutes les partitions de l'enregistrement CSS et du profil d'enregistrement associé au téléphone d'intérêt. Vous pouvez voir ici que la partition **INTERNAL_PT** est l'une des partitions associées à l'espace de recherche d'appel **INTERNAL_CSS**. Cela signifie qu'il ne doit y avoir aucun problème avec le BIB du téléphone qui est en mesure d'appeler le modèle de route d'enregistrement.

```

run sql select css.name as name_of_the_recording_css, rp.name as partitions_in_recording_css,
csm.sortorder from callingsearchspace as css inner join callingsearchspacemember as csm on
csm.fkcallingsearchspace = css.pkid inner join routepartition as rp on csm.fkroutepartition =
rp.pkid inner join recordingprofile as rcrdpro on rcrdpro.fkcallingsearchspace_callrecording =
css.pkid inner join devicenumplanmap as devnumplanmap on rcrdpro.pkid =
devnumplanmap.fkrecordingprofile inner join device as dev on devnumplanmap.fkdevice = dev.pkid
where css.pkid = rcrdpro.fkcallingsearchspace_callrecording and dev.name='SEPC80084AA8743'
name_of_the_recording_css partitions_in_recording_css sortorder
=====
INTERNAL_CSS          E911_PT              1
INTERNAL_CSS          Phones_PT            2
INTERNAL_CSS          EMERGENCY_PT        3
INTERNAL_CSS         INTERNAL_PT         4

```

Informations connexes

- [Cisco Collaboration System 11.x Solution Reference Network Designs \(SRND\)](#)

À propos de cette traduction

Cisco a traduit ce document en traduction automatisée vérifiée par une personne dans le cadre d'un service mondial permettant à nos utilisateurs d'obtenir le contenu d'assistance dans leur propre langue.

Il convient cependant de noter que même la meilleure traduction automatisée ne sera pas aussi précise que celle fournie par un traducteur professionnel.