

# Reboot a Device using the Cisco Business Mobile App

## Objective

This article shows how to perform a reboot or do a factory reset on Cisco Business hardware using the Cisco Business Mobile Application.

## Applicable Software | Version

- Cisco Business Mobile App | 1.0.24 ([link to Apple App Store](#))

## System Requirements for Cisco Business Mobile app

The Cisco Business Mobile app is supported on Apple iOS-based devices running iOS version 13.0 and above.

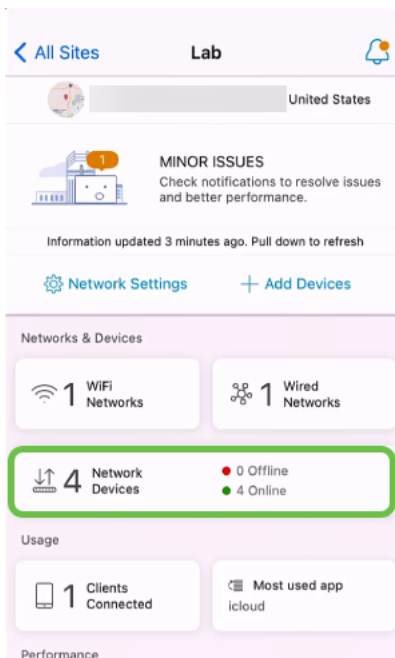
The following Cisco Business devices can be managed by the Cisco Business Mobile app:

- Cisco Business 220 Series Smart Switches
- Cisco Business 250 Series Smart Switches
- Cisco Business 350 Series Managed Switches
- Cisco Business 100 Series Access Points
- Cisco Business 100 Series Mesh Extenders
- Cisco Business 200 Series Access Points

## Reboot a Device

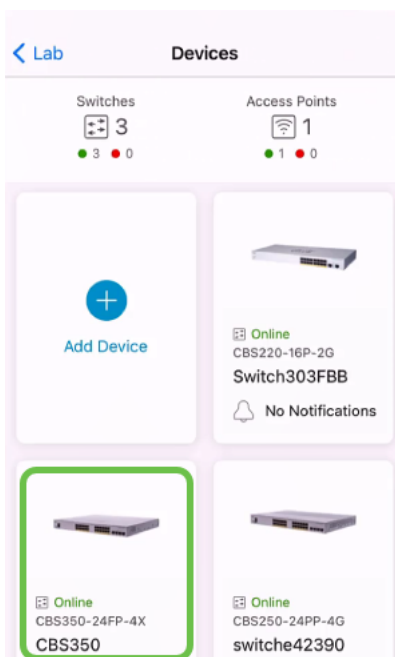
### Step 1

Once you log into your Cisco Business Mobile Application, select **Network Devices**.



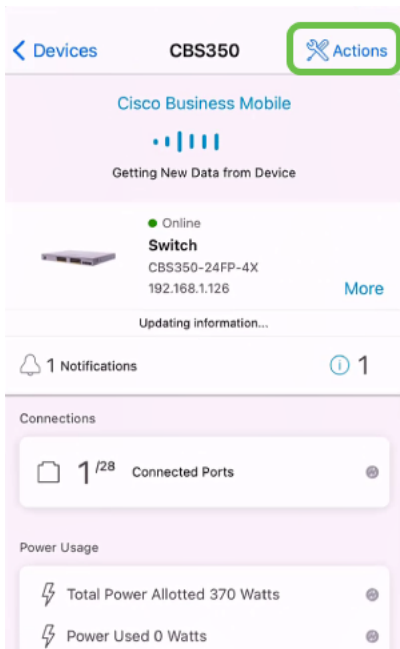
## Step 2

Select the hardware you would like to reboot.



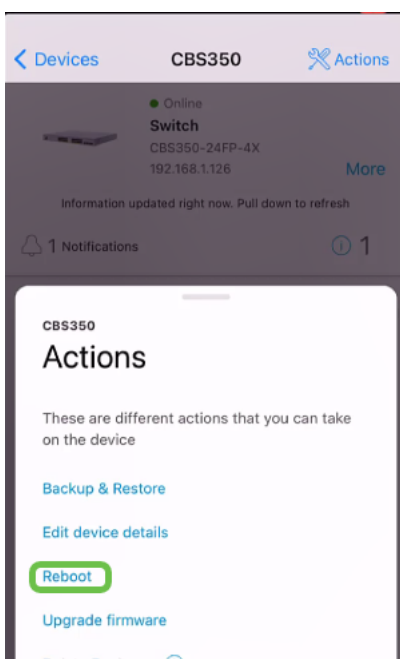
## Step 3

Click the **Actions** button.



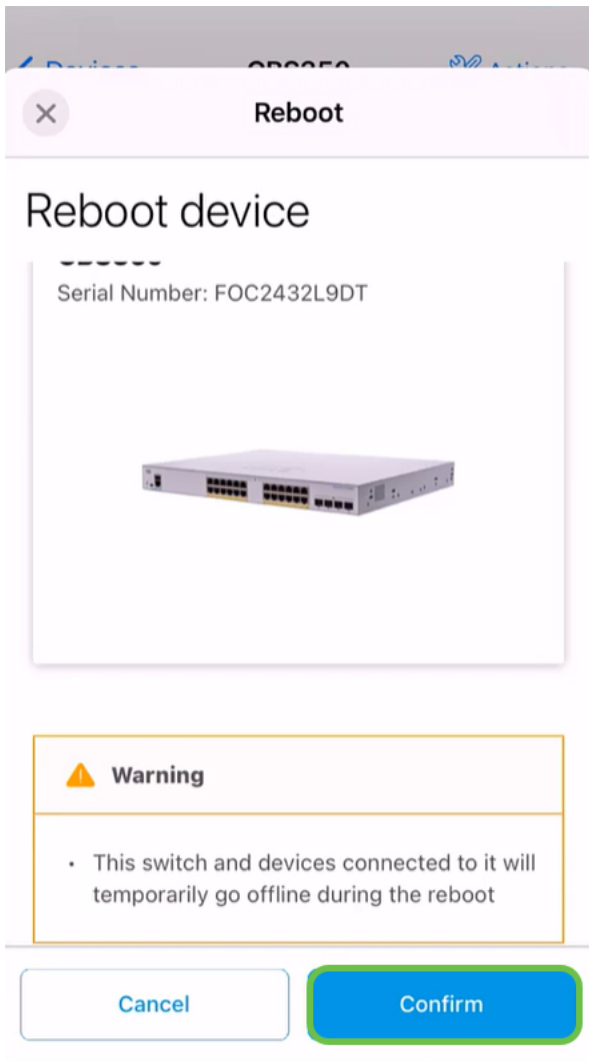
## Step 4

Click **Reboot**.



## Step 5

Click **Confirm** to start the reboot.



## Step 6

This reboot can take up to eight minutes.



## Reboot

### Rebooting device...

May take up to 8 minutes

#### CBS350

Serial Number : FOC2432L9DT



Waiting device to restart

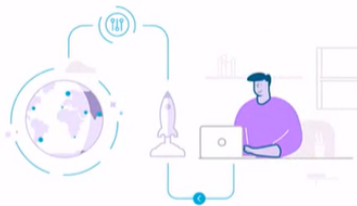
28%



Rebooting device...Do not quit or minimize the app till it's done

### Step 7

Once the reboot has been completed, you will receive a notification. Click **Done**.



Done! Your device was successfully rebooted

#### CBS350

Reboot success

Done

## Conclusion

It is as simple as that. Now you can move on with your day.

Looking for more articles on the Cisco Business Mobile application? Look no further! Click any of the tags below to be brought directly to that topic. Enjoy!

[Overview](#) [Day Zero](#) [Troubleshooting](#) [Device Management](#) [Help Page](#) [Upgrade Firmware](#) [Debug Logs](#)