

# Cisco Nexus Dashboard

---

# Contents

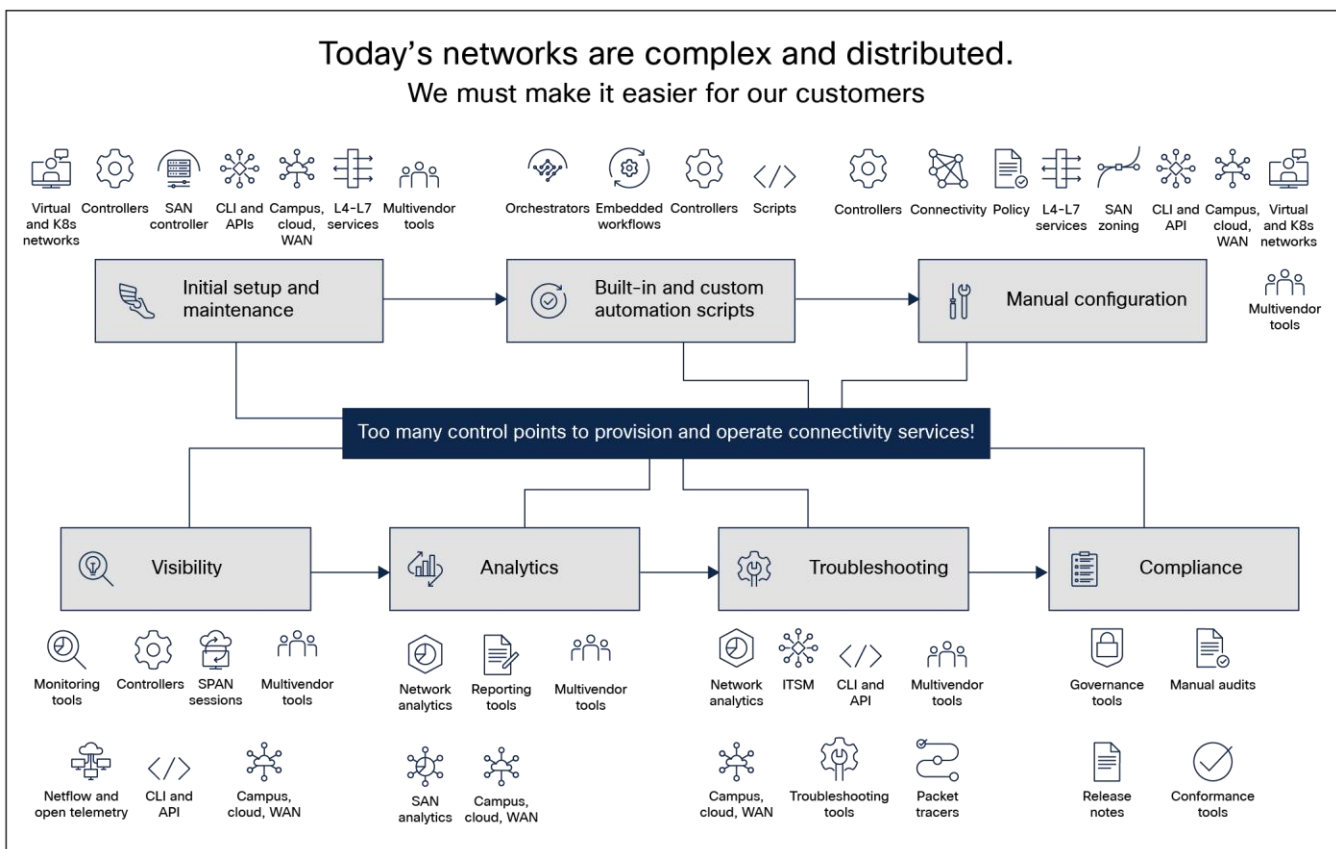
Product overview	3
Cisco Nexus Dashboard services	6
Features and benefits	9
Prominent features	9
Platform support	11
Licensing	12
Product specifications	13
Warranty information	16
Cisco environmental sustainability	16
Learn more	17
Cisco Capital	18
Support	18
Document history	19

Cisco Nexus® Dashboard transforms data-center network operations with simplicity, automation, and analytics.

## Product overview

In this era of digital transformation and business resiliency, continuous innovation is critical for organizations to succeed, and experiencing downtime along the way is not an option. Users increasingly demand more features, better usability, reliability, and environmental sustainability from the applications they use.

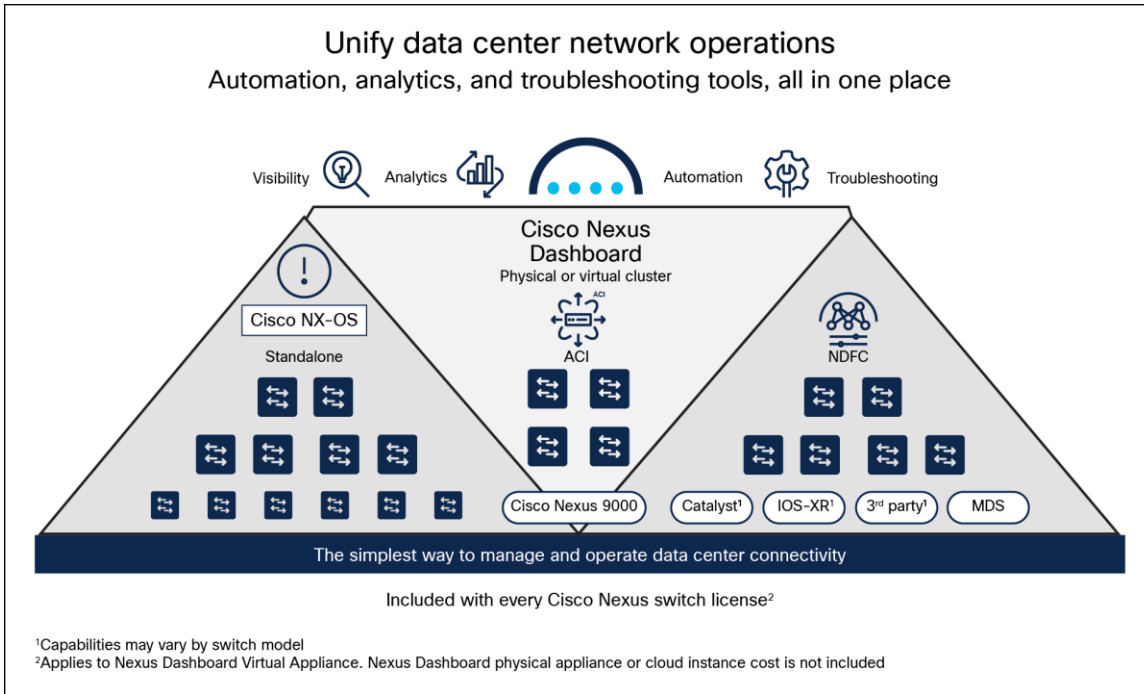
The network plays a huge role in meeting such demands, and provisioning reliable data-center networking services as fast as possible, when and where organizations need it, is a must. However, network infrastructure management is becoming more complex, diverse, and distributed, with multiple configuration points, monitoring tools, and vast amounts of data generated every second (Figure 1).



**Figure 1.** Network complexity in a hyper-diverse and hyper-distributed world

Having an inconsistent way of configuring, provisioning, and operating the network often leads to human errors, potential security holes, and a reactive break-then-fix model that commonly increases downtime due to manual correlation and endless finger-pointing between teams.

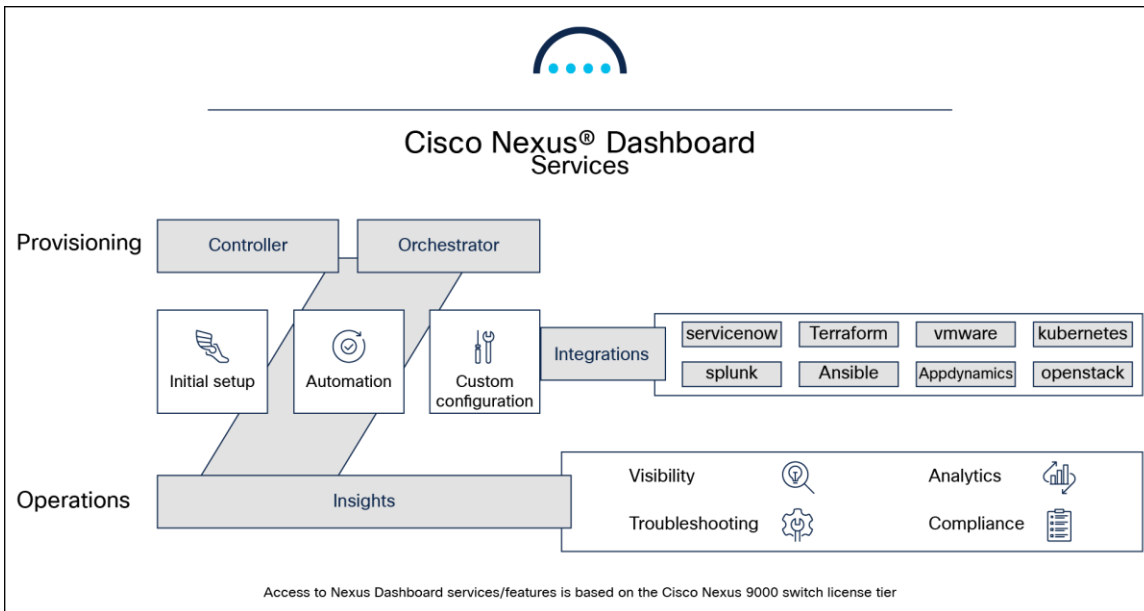
Included with every Cisco Nexus 9000 switch tiered licensing purchase, Cisco Nexus Dashboard provides a single focal point to unite the disparate network configurations and views of multiple switches and data centers (Figure 2).



**Figure 2.** Cisco Nexus Dashboard: powering automation and analytics with a unified, agile, and sustainable networking platform

By providing a single point of management that empowers users to provision and operate their networks across different switches, fabrics, and locations, Cisco Nexus Dashboard is evolving to become one of the simplest ways to provision, monitor, and manage data-center networks.

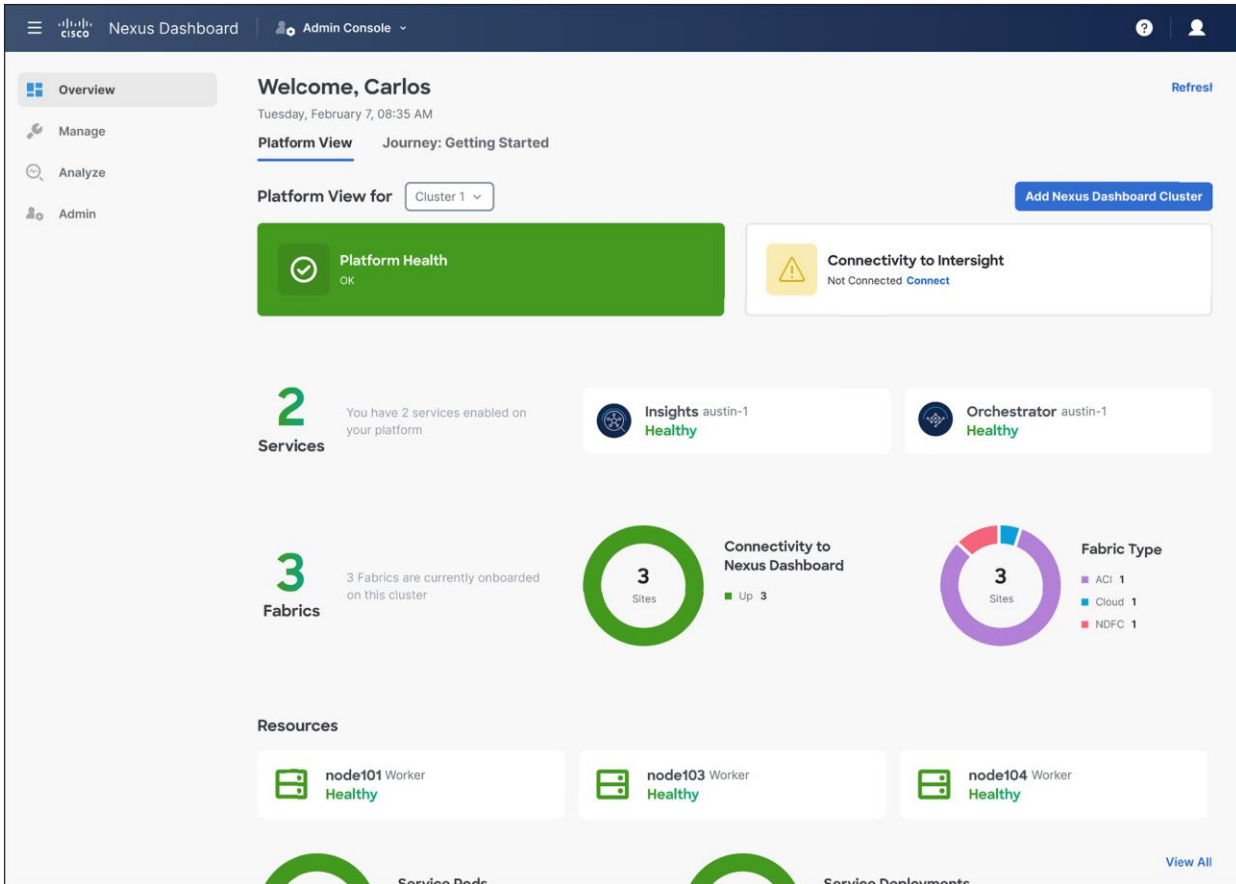
Cisco Nexus Dashboard unifies multiple services (Figure 3), which enables customers to configure with ease, operate with confidence, and analyze for predictability.



**Figure 3.** Cisco Nexus Dashboard platform

With Cisco Nexus Dashboard, you get a unified operations view across all your data center fabrics and the services they consume. It scales out based on the size and number of fabrics and the operational services used to manage them.

The Cisco Nexus Dashboard Admin Console (Figure 4) informs the operator of the health of the various clusters, fabrics, and infrastructure services to quickly detect issues and their root cause, allowing users to toggle between the different Cisco Nexus Dashboard services as needed.

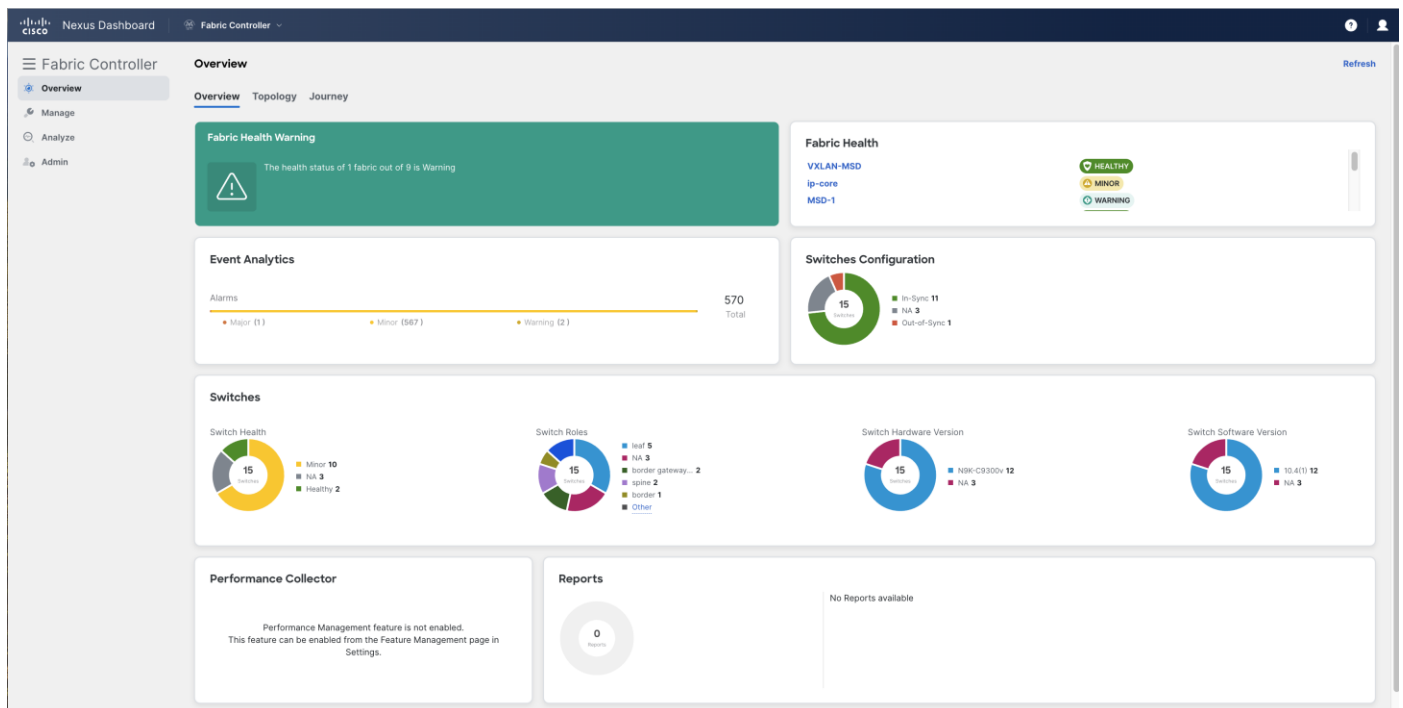


**Figure 4.**  
Cisco Nexus Dashboard Admin Console

Operational infrastructure standardization and toolchain unification directly lead to operational excellence and savings and free up resources for business innovation.

## Cisco Nexus Dashboard services

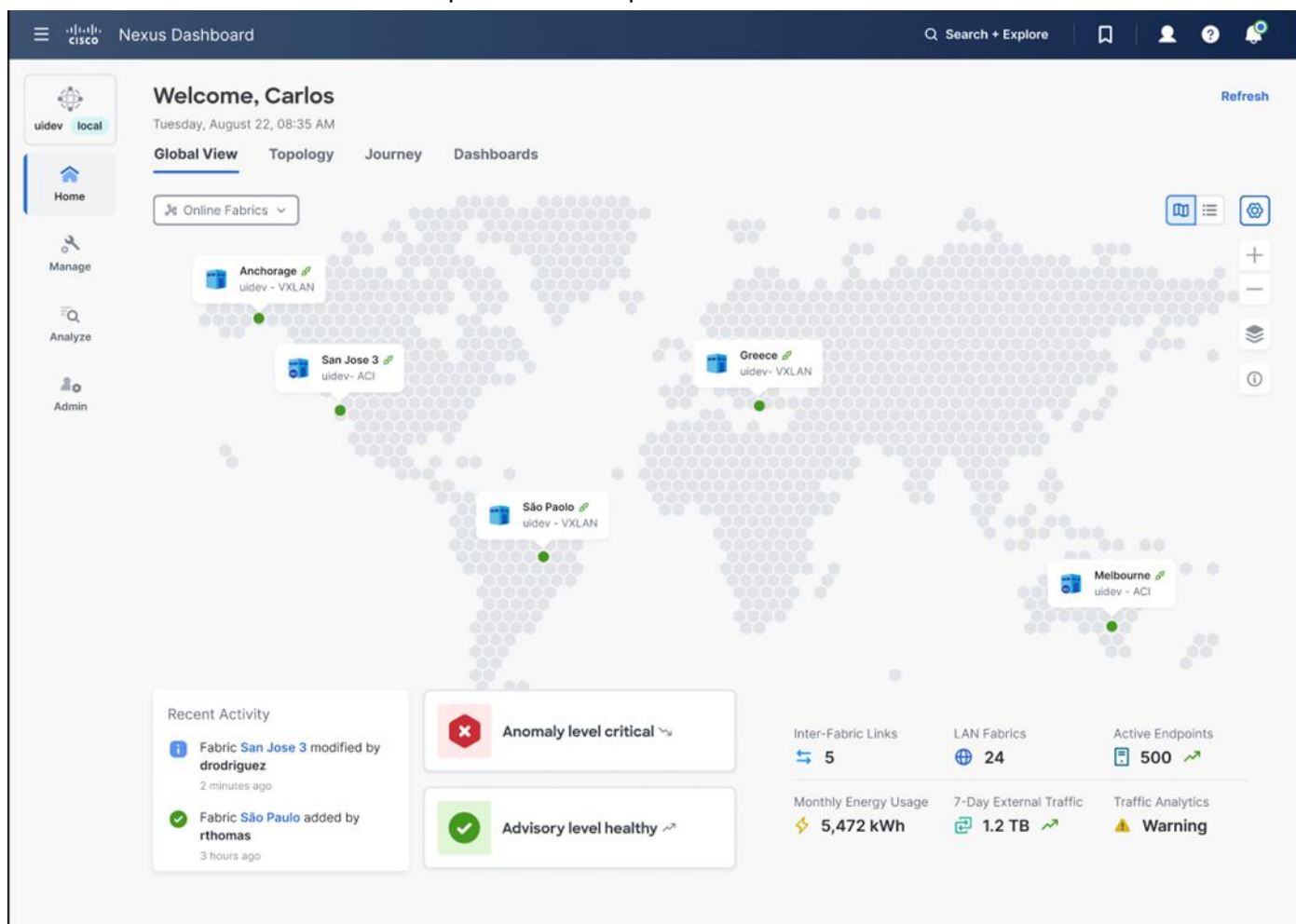
- **Cisco Nexus Dashboard Fabric Controller**, Cisco Nexus Dashboard Orchestrator, and Cisco Nexus Dashboard Insights services are being integrated into the Cisco Nexus Dashboard as native services as part of simplifying the overall consumption experience for our customers. Cisco Nexus Dashboard Fabric Controller (NDFC) consolidates management for multiple NX-OS-based switches, bringing automation and monitoring for LAN, EVPN VXLAN, and SAN fabrics. Simply choose an operational mode (LAN, SAN), discover new and/or existing switches, and leverage the benefits of Zero-Touch Provisioning (ZTP), fabric monitoring, backup, faster provisioning and upgrades, and much more. NDFC supports Cisco (including Cisco Nexus, Catalyst®, and ASR routers) and third-party devices.



**Figure 5.**  
Cisco Nexus Dashboard Fabric Controller

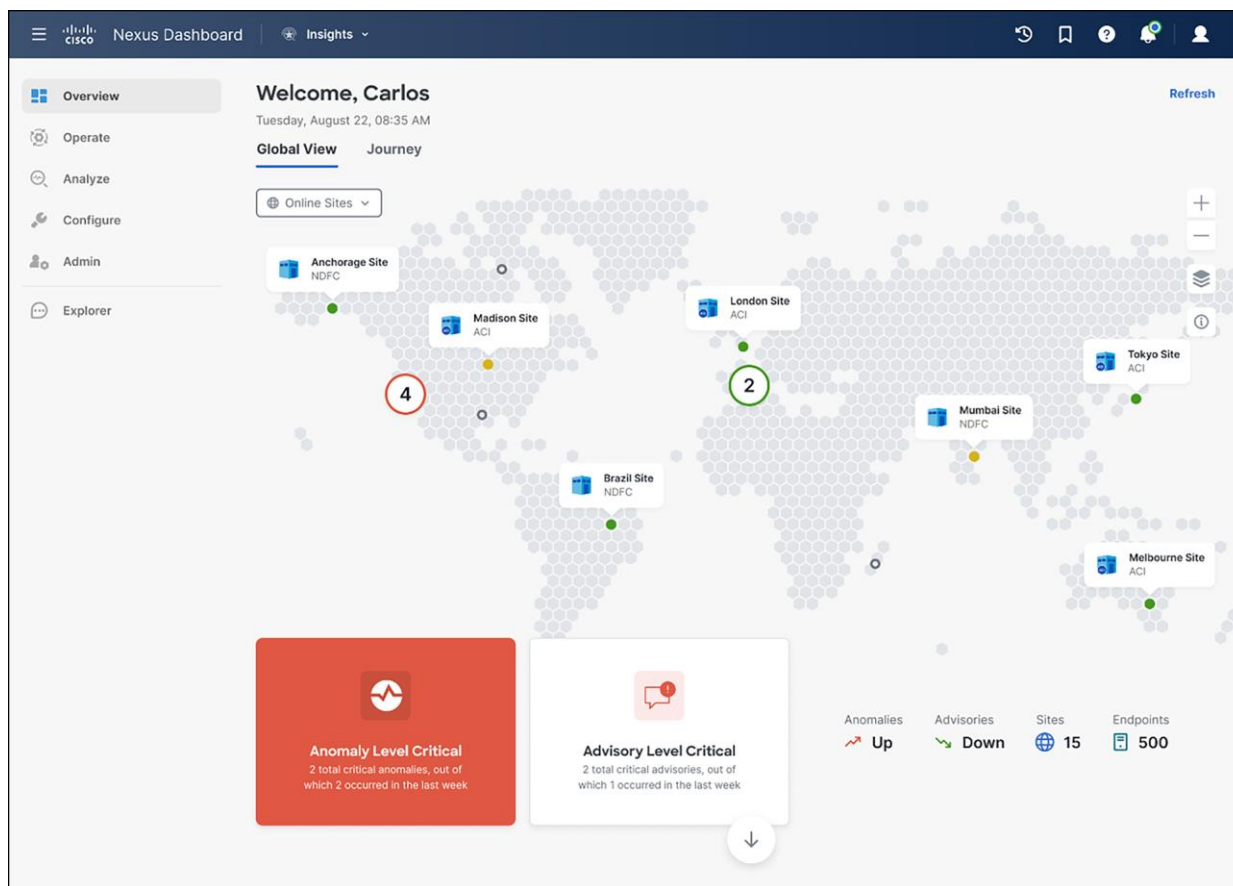
- **Cisco Nexus Dashboard Orchestrator** allows operators to easily interconnect fabrics over any routed network, facilitating data-center migrations, as well as network extension across fabrics. Organizations can also centralize network and policy configurations and set up connectivity at scale. Besides rendering configurations defined in the template(s) to the Cisco ACI data center controller, it enables separation of fault domains, and business resiliency at a global scale. Nexus Dashboard Orchestrator also enables end-to-end change-management workflows, centralized fabric management and upgrades, normalized segmentation, and security policies across the data center, SD-WAN, and enterprise branch and campus networks.

- With Cisco ACI and SDA integrations, common policy is now extended between the data center and the campus branch via SD-WAN. Without SD-WAN, there is a chance of applications experiencing higher latency in the unmanaged connection as the underlay is not coupled tightly with the data center orchestration solution. The Cisco Nexus Dashboard Orchestrator and SD-WAN integration provides application-aware, SLA-based routing in Cisco SD-WAN, which is used for interconnecting data center sites. For example, the SD-WAN integration provides application-aware SLA-based routing (policy-based path selection and QoS treatment) in the SD-WAN infrastructure used for interconnecting fabrics.
- 5G transformations are challenging telecom providers to develop data-center networks of the future that can seamlessly scale, automate, and integrate their infrastructure from the central data center to the edge and across the transport network. This requires the adoption of an end-to-end programmable SDN-enabled approach across data center applications and the service provider's transport backbone. Orchestrator provides:
  - Automation of SR-MPLS policies that can be centrally orchestrated across the 5G telco data center sites (central, regional, and edge data centers)
  - Consistent SR-MPLS handoff transport and application slice interworking between 5G telco data center sites and the service provider's transport backbone



**Figure 6.** Cisco Nexus Dashboard Orchestrator automates fabric interconnect and centralizes network configurations across Cisco ACI

- Cisco Nexus Dashboard Orchestrator automates fabric interconnect and centralizes network configurations across Cisco ACI, **Cisco Nexus Dashboard Insights** allows operators to minimize downtime by turning hardware and software telemetry into insights (including anomalies and advisories) to identify potential issues and recommendations to fix them, gathering years of experience under a single network-operations platform. It can also take advantage of its analytics to learn more about sustainability, compliance, changes, and traffic behavior (including flow records, drop, congestion, latency, AI/ML RoCEv2, and more). It also minimizes risk by providing pre- and post-upgrade assistance and can enhance visibility by integrating tools from vendors such as VMware, Splunk, ServiceNow, Panduit, and many more. It incorporates a set of advanced alerting, baselining, correlation, and forecasting algorithms to provide a deep understanding into the behavior of the network. The Insights service and AppDynamics® are tightly integrated to pinpoint exactly where and when an application issue originated from a network perspective.



**Figure 7.** Cisco Nexus Dashboard Insights monitors network health across Cisco ACI and Cisco NX-OS-based networks

- **Third-party applications:** Cisco Nexus Dashboard offers an open API model with a rich suite of services for third-party developers to build applications. REST APIs allow third-party tools to authenticate and integrate with key services such as Nexus Dashboard Insights and Nexus Dashboard Orchestrator. Currently supported third-party integrations in the Nexus Dashboard ecosystem include ServiceNow ITSM/ITOM, Splunk SIEM, HashiCorp Terraform, and Red Hat Ansible.



## Features and benefits

**Table 1.** Features and benefits

Feature	Benefit
<b>Single Sign-On (SSO)</b>	Seamless user experience while using Cisco Nexus Dashboard Fabric Controller, Insights, Data Broker, or Orchestrator within one or multiple Nexus Dashboard clusters by integrating LDAP, Radius, or other remote authentication services.
<b>Multifactor authentication</b>	Reduce risk of static passwords and increase security with DUO supported multifactor authentication
<b>Unified operations platform</b>	Clustered, highly available, and scale-out platform infrastructure that includes all services (Insights, Orchestrator, and Fabric Controller) in a single software image* Minimizes maintenance and lifecycle management vs. siloed operations infrastructure
<b>Single pane of glass to manage the operations infrastructure</b>	A single pane of glass to manage Cisco Nexus Dashboard services and infrastructure
<b>Multi-Cluster support</b>	With Cisco Nexus Dashboard, operators seamlessly consume services they have access to through a single portal, even if they are running on different Nexus Dashboard clusters.
<b>Physical, virtual, and cloud form factors</b>	Deploy Cisco Nexus Dashboard in any form factor—physical, virtual, or cloud <sup>1</sup>
<b>Cisco Intersight integration</b>	Integrate to Cisco’s cloud operation platform to have access to features like Connected Technical Assistance Center (TAC), Sustainability Energy Sources, advisory updates and many others.
<b>Air-gap support</b>	Customers who can’t connect to the internet can utilize Insights’ advisory features to better identify risks to their infrastructure (including PSIRTs, defects, EoX notices, and field notices).

## Prominent features

### Seamless operator experience powered by Cisco Nexus Dashboard

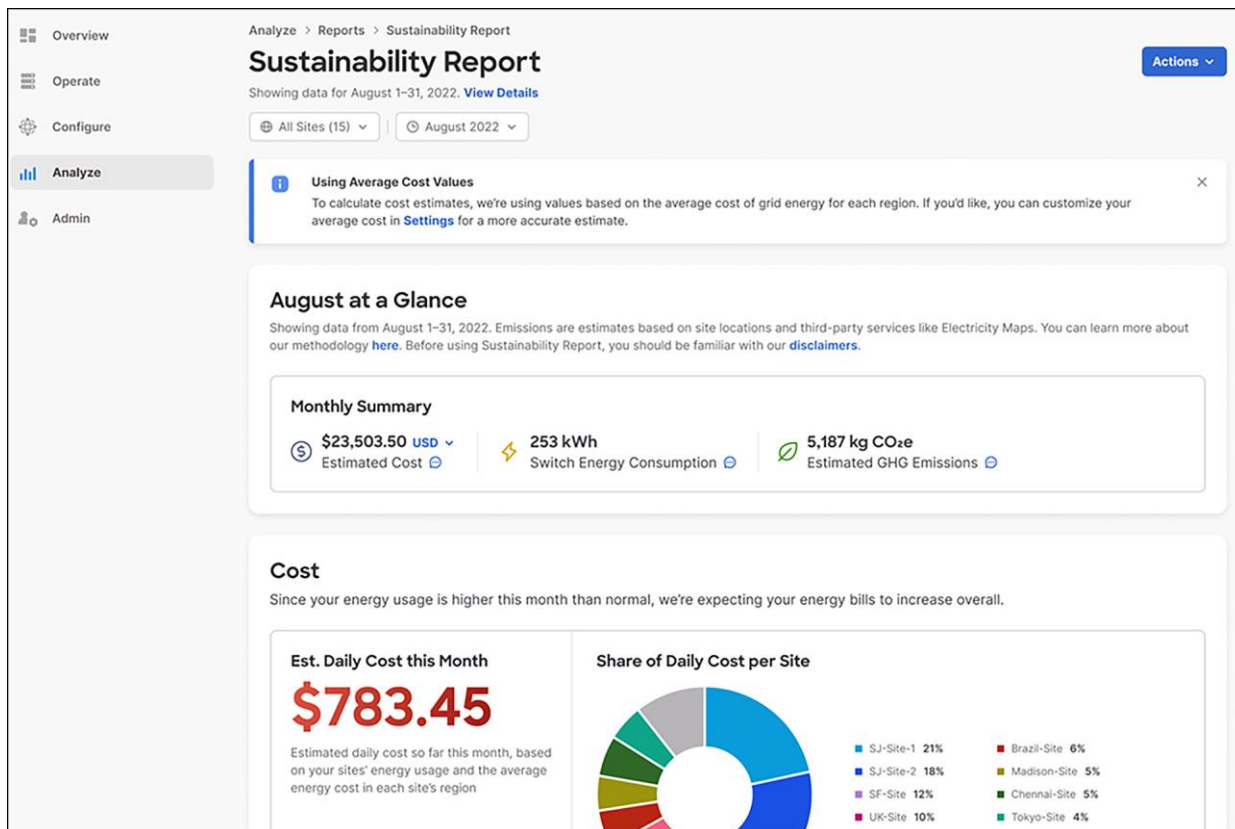
Too often the network operations team spends most of its time gathering troubleshooting data to triage and find the root cause an issue. The burden of tying together siloed insights from a fragmented operational toolkit often lies with the operations team. As the company’s data-center footprint extends from the data center across multiple fabrics, and as modern application architectures become the de-facto standard, the operations team needs a unified operations toolchain with a seamless user experience to maintain and operate such complex environments.

<sup>1</sup> Only Nexus Dashboard Orchestrator service is currently available on Cisco Nexus Dashboard cloud form factor.

\* Single software image available in Nexus Dashboard 3.1 and later.

Cisco Nexus Dashboard unifies these disparate toolsets and experiences for the operations teams to consume the rich and powerful capabilities of day-2 operations solutions and executes multi-fabric policies from a single pane of glass. Unnecessary handoffs between toolchains and dealing with multiple portals and credentials to get to troubleshooting data and insights have become a thing of the past. Cisco Nexus Dashboard offers a powerful and rich set of capabilities, such as:

- **Single Sign-On (SSO):** SSO powers the frictionless interaction between one or multiple Cisco Nexus Dashboard clusters and their native services. The operator logs in once and is able to switch seamlessly between services and Cisco APIC.
- **Unified operations platform:** The Cisco Nexus Dashboard platform is a powerful unified platform capable of scaling out horizontally to accommodate application needs. With a modern microservices infrastructure services stack on a clustered architecture, the same underlying platform can be used to cohost configuration automation capabilities (through Controller and/or Orchestrator) and telemetry/analytics (through Insights), reducing the burden of underlying software and hardware lifecycle maintenance.
- **Sustainability:** Cisco Nexus Dashboard with Insights provides detailed reports on power consumption, energy sources, and emission rates for your fabrics based on location. Additional integrations with leading power-management vendors such as Panduit deliver new sustainability insights to enable our customers to gain real-time and historical insights into the power consumption of the IT equipment in their data center and estimate the energy footprint of their operations.



**Figure 8.** Cisco Nexus Dashboard Insights' Sustainability Report provides a persona-based dashboard giving RBAC-based access to the different services and sections within the Nexus Dashboard platform

- **Common infrastructure services:** Cisco Nexus Dashboard provides a host of common infrastructure services, such as unified installation and upgrade, authentication domains, Role-Based Access Control (RBAC), notification services, and API services.
- **Flexible deployment options:** Cisco Nexus Dashboard portfolio comprises physical, virtual, and cloud form factors, giving customers unprecedented flexibility while deploying their operations infrastructure and at the same time ensuring a common and unified operator experience through a single pane of glass.
- **Programmable infrastructure:** Third-party automation tools are critical to improving reporting workflows and responding to issues encountered by distributed workloads. Cisco Nexus Dashboard has integrations with many third-party services such as ServiceNow, one of the most prevalent IT service management platforms. With the ServiceNow integrations, NetOps and DevOps teams can open and track tickets from within Nexus Dashboard. From one portal, operations teams get visibility into the status of open tickets, resulting in the automation of troubleshooting for faster resolutions across fabrics.
- **SR-MPLS with Nexus Dashboard Orchestrator:** With Cisco Nexus Dashboard Orchestrator, SR-MPLS policies can be centrally automated across 5G telco data center fabrics (central, regional, and edge data centers). Cisco Nexus Dashboard with Insights and Orchestrator services is the most comprehensive way to automate distributed data centers—overcoming the challenges of managing the infrastructure, applications, and data sources distributed over disparate locations.

With these services integrated in Cisco Nexus Dashboard, NetOps teams can achieve command and control over global network fabrics, optimizing performance and attaining insights into data-center network operations.

## Platform support

For detailed platform and compatibility support, refer to:

<https://www.cisco.com/c/dam/en/us/td/docs/Website/datacenter/day2ops/index.html>.

**Table 2.** Platform support

Cisco Nexus Dashboard	Form factor	Maximum Cluster scale*	Sites supported	Services/Integrations supported
<b>Release 2.2</b>	Physical, virtual, and cloud form factor in cluster	Up to 7 physical Up to 9 virtual	Cisco ACI, NDFC	Cisco Nexus Dashboard Orchestrator (NDO), Nexus Dashboard Insights, ServiceNow, VMware vCenter
<b>Release 2.3</b>	Physical, virtual, and cloud form factor in cluster	Up to 7 physical Up to 9 virtual	Cisco ACI, NDFC, public cloud	Cisco Nexus Dashboard Orchestrator (NDO), Nexus Dashboard Insights, ServiceNow, VMware vCenter, AppDynamics, DNS
<b>Release 3.0</b>	Physical, virtual, and cloud form factor in cluster	Up to 7 physical Up to 9 virtual	ACI, NDFC, public cloud	Cisco Nexus Dashboard Orchestrator (NDO), Nexus Dashboard Insights, Nexus Dashboard Fabric Controller (NDFC), ServiceNow, VMware vCenter, AppDynamics, DNS

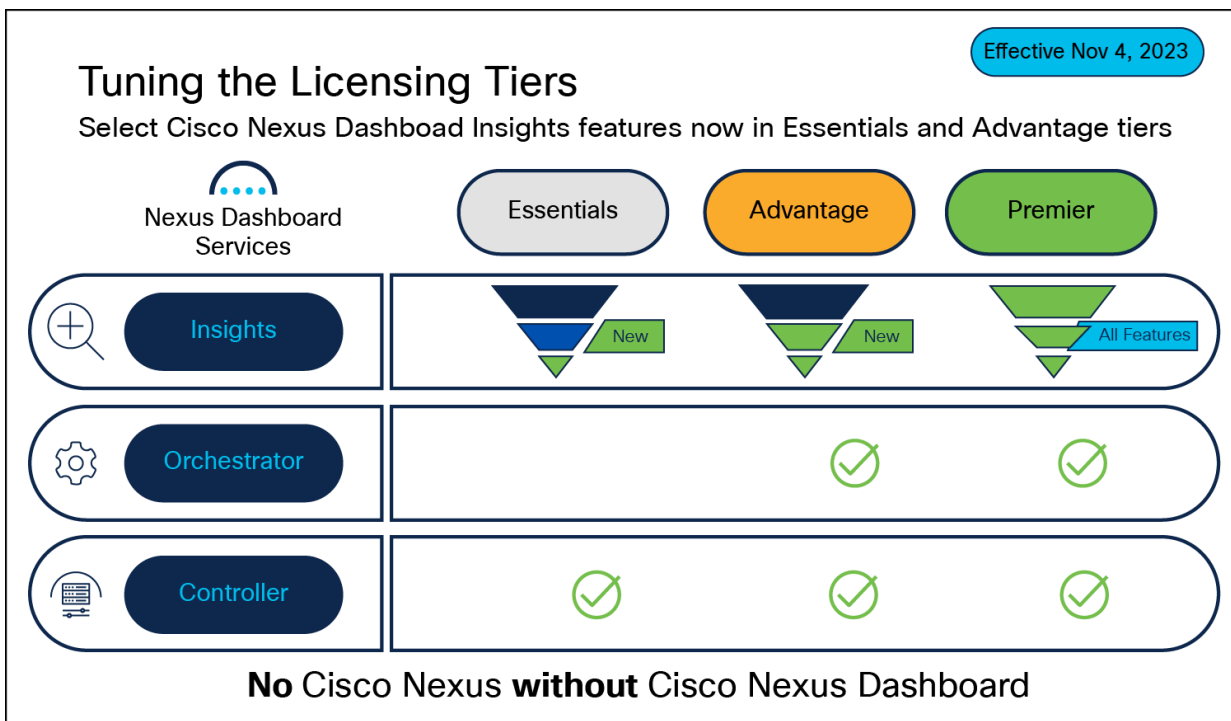
Cisco Nexus Dashboard	Form factor	Maximum Cluster scale*	Sites supported	Services/Integrations supported
<b>Release 3.1</b>	Physical, virtual, and cloud form factor in cluster	Up to 7 physical Up to 9 virtual	ACI, NDFC, NX-OS (standalone), Public Cloud	Cisco Nexus Dashboard Orchestrator (NDO), Nexus Dashboard Insights, Nexus Dashboard Fabric Controller (NDFC), VMware vCenter, AppDynamics, DNS, Panduit
<b>Release 3.2</b>	Physical, virtual, and cloud form factor in cluster	Up to 7 physical Up to 9 virtual	ACI, NDFC, NX-OS (standalone)	Cisco Nexus Dashboard (with built-in services NDFC, NDI and NDO), VMware vCenter, AppDynamics, DNS, Panduit

\*Active nodes in cluster. Up to 2 physical standby nodes may be added

For exact application versions and services co-hosting requirements, please refer to the [compatibility matrix](#).

## Licensing

Cisco Nexus Dashboard software does not require an additional license and it is included with all Cisco Nexus 9000 switch tiered-license purchases. Service and feature access is based on the purchased licensing tier. Nexus Dashboard Fabric Controller is offered as part of Cisco Data Center Networking (DCN) Essentials. Nexus Dashboard Orchestrator is offered as part of DCN Advantage. Select Cisco Nexus Dashboard Insights features are available in DCN Essentials and DCN Advantage licensing tiers. Previously only DCN Premier customers could access Cisco Nexus Dashboard Insights features. This change allows all Cisco Nexus customers to access select Cisco Nexus Dashboard Insights features and realize additional use cases and value for each tier.



**Figure 9.** Tuning the Data Center Networking (DCN) licensing tiers

For a guide to Cisco Nexus Dashboard ordering, please refer to the [ordering guide](#).

**Licensing:** There are no additional licensing requirements for Cisco Nexus Dashboard. For a guide to ordering, please refer to the [ordering guide](#).

## Product specifications

Please refer to the [sizing guide](#) for physical and virtual cluster size guidelines.

**Table 3.** ND-CLUSTER-L4 (based on Cisco UCS M6 Server) – Cisco Nexus Dashboard platform cluster hardware specifications

Hardware specifications	Cisco Nexus Dashboard platform cluster node specifications
Memory	256 GB
Processors	1
Hard disk	4* 2.4 TB each = 9.6 TB total
SSD	960 GB
NVMe	1.6 TB
Power supply	1050 Watts 1600 Watts
Software	nd-dk9.3.1.1x.iso

**Table 4.** Virtual form factor requirements

Hardware specifications	Cisco Nexus Dashboard virtual node specifications
Memory	64 G
Processors	16 vCPUs
Hard disk	550 G application nodes (1536 G SSD/NVME required for Insights)
SSD or NVMe	3 TB for data nodes only
Software	nd-dk9.3.1.1x.qcow2 (KVM) nd-dk9.3.1.1x.ova (VMware ESXi 6.5/7/8)

**Table 5.** Amazon AWS cloud form factor requirements per node of Cisco Nexus Dashboard

AWS native resources	Cisco Nexus Dashboard cloud node specifications
Amazon EC2 Instance Type	m5.4xlarge (recommended), m4.4xlarge
Amazon Elastic Block Store (EBS)	100G gp2 SSD, 300G gp2 SSD
Amazon Simple Storage Service (S3)	Standard S3 storage
Marketplace link	<a href="https://aws.amazon.com/marketplace/pp/prodview-agdixxd5lgi6q">https://aws.amazon.com/marketplace/pp/prodview-agdixxd5lgi6q</a>

**Table 6.** Microsoft Azure cloud form factor requirements per node of Cisco Nexus Dashboard

Microsoft Azure resource name	Resource type	Minimum requirement
Instance type	Compute	Standard_D16s_v3
Azure management disk	Storage	OS disk 50 GB
Azure data disk	Storage	Data disk [250/500 GB]
Virtual networks	Network	2
Static public IP addresses	Network	3
Total public IP addresses (static public IP addresses and dynamic public IP addresses)	Network	3
Network security groups	Network	3
Application security groups	Network	3
Application gateways	Network	1
Virtual machines	Compute	3
Marketplace link	<a href="https://azuremarketplace.microsoft.com/en-us/marketplace/apps/cisco.cisco-nexus-dashboard-solution?tab=Overview">https://azuremarketplace.microsoft.com/en-us/marketplace/apps/cisco.cisco-nexus-dashboard-solution?tab=Overview</a>	

**Table 7.** Supported site types and integrations on Cisco Nexus Dashboard

Cisco Nexus Dashboard	Cisco ACI	Cisco NDFC*	Cisco NX-OS (standalone)	Public cloud
Cisco Nexus Dashboard Release 2.2	Yes	Yes	No	Yes
Cisco Nexus Dashboard Release 2.3	Yes	Yes	No	Yes
Cisco Nexus Dashboard Release 3.0	Yes	Yes	No	Yes
Cisco Nexus Dashboard Release 3.1	Yes	Yes	Yes	Yes
Cisco Nexus Dashboard Release 3.2	Yes	Yes	Yes	No

Cisco Nexus Dashboard	Cisco ACI	Cisco NDFC*	Cisco NX-OS (standalone)	Public cloud
Insights Release 6.1 on Nexus Dashboard 2.X	Yes	No	No	No
Insights Release 6.2 on Nexus Dashboard 2.X	Yes	Yes	No	No
Insights Release 6.3 on Nexus Dashboard 3.0	Yes	Yes	No	No
Insights on Nexus Dashboard 3.1	Yes	Yes	Yes	No
Orchestrator 3.7(2) on Nexus Dashboard 2.X	Yes	Yes	No	Yes
Orchestrator 4.1(2) on Nexus Dashboard 2.X	Yes	Yes	No	Yes
Orchestrator 4.2 for Nexus Dashboard 3.0	Yes	Yes	No	Yes
Orchestrator for Nexus Dashboard 3.1	Yes	Yes	No	Yes
VMware vCenter integration (onboarding)	Yes	Yes	Yes	No
ServiceNow, Splunk		All controllers		
HashiCorp Terraform, Red Hat Ansible				

\* For Nexus Dashboard [Fabric Controller](#) details, please consult the corresponding [data sheet](#).

For exact application versions and services co-hosting requirements, please refer to the [compatibility matrix](#).

**Table 8.** Ordering information

Part number	Product description
ND-CLUSTER-L4	Cisco Nexus Dashboard platform cluster based on Cisco UCS M6 server
ND-NODE-L4=	Cisco Nexus Dashboard platform node based on Cisco UCS M6 server
ND-UNI-DK9-3.1	Cisco Nexus Dashboard software
ND-VIRTUAL	Cisco Nexus Dashboard virtual platform (OVA, KVM)

**Table 9.** Cisco Nexus Dashboard third-party ecosystem

Partner	Integration capability	Applications link
<b>ServiceNow</b>	ServiceNow incident visibility and management on Cisco Nexus Dashboard	ServiceNow App for Cisco Nexus Dashboard*
<b>Splunk</b>	Real-time and historical monitoring (organization-specific KPIs and dashboards), troubleshooting, cross-tier correlation, and alerting automation for Cisco Nexus Dashboard Insights	Cisco Nexus Dashboard Insights App for Splunk Cisco Nexus Dashboard Insights Add-on for Splunk
<b>HashiCorp Terraform</b>	Terraform provider to support Cisco Nexus Dashboard Orchestrator Automation	<a href="#">Terraform Provider for Nexus Dashboard Orchestrator Automation</a>
<b>Red Hat Ansible</b>	Ansible module to support Cisco Nexus Dashboard Fabric Controller and Cisco Nexus Dashboard Orchestrator Automation	Ansible Collection for Nexus Dashboard Fabric Controller and Nexus Dashboard Orchestrator Automation
<b>VMware vCenter</b>	Virtual Machine telemetry and health visibility	Cisco Nexus Dashboard Insights, Cisco Nexus Dashboard Fabric Controller integration
<b>Panduit</b>	Panduit iPDU monitoring for sustainability, energy consumption, cost and energy sources	Cisco Nexus Dashboard Insights integration

## Warranty information

Cisco Nexus Dashboard platform clusters have a 90-day limited liability warranty.

## Cisco environmental sustainability

Information about Cisco’s environmental sustainability policies and initiatives for our products, solutions, operations, and extended operations or supply chain is provided in the “Environment sustainability” section of Cisco’s [Corporate Social Responsibility](#) (CSR) Report.

Reference links to information about key environmental sustainability topics (mentioned in the “Environment sustainability” section of the CSR Report) are provided in the following table:

**Table 10.** Cisco Nexus Dashboard environmental sustainability

Sustainability topic	Reference
Information on product-material-content laws and regulations	<a href="#">Materials</a>
Information on electronic waste laws and regulations, including products, batteries, and packaging	<a href="#">WEEE Compliance</a>



Reference links to **product-specific environmental sustainability information** that is mentioned in relevant sections of this data sheet are provided in Table 11.

\*Not available for all Nexus Dashboard/Nexus Dashboard Insights versions

**Table 11.** Cisco Nexus Dashboard environmental sustainability

Sustainability topic	Reference
<b>General</b>	
Eco-design compliance (EU ErP Lot, etc.)	Table AA. <a href="#">Product compliance</a>
Environmental certifications (EPEAT, Energy Star, etc.)	Table BB. Product compliance or <a href="#">Platform features</a> /benefits
<b>Power</b>	
Idle, typical, or max product power	Table CC. <a href="#">Product specifications</a>
Hardware-enabled energy features	Table DD. <a href="#">Platform features</a> /benefits
Software-enabled energy features	Table EE. <a href="#">Platform features</a> /benefits
Power supply information	Table FF. <a href="#">Product specifications</a>
Power calculator	Table GG. <a href="#">Product specifications</a>
<b>Material</b>	
Unit weight	Table HH. <a href="#">Product specifications</a>
System weight (product + packaging)	Table II. <a href="#">Product specifications</a>
Recycled content	Table JJ. <a href="#">Product specifications</a>

Cisco makes the packaging data available for informational purposes only. It may not reflect the most current legal developments, and Cisco does not represent, warrant, or guarantee that it is complete, accurate, or up to date. This information is subject to change without notice.

## Learn more

### Power your digital operations transformation with Cisco Nexus Dashboard

Are your operations teams tasked with delivering security, uptime, and business continuity on a complex data center infrastructure? Do they have the right tools that provide proactive change management and precise troubleshooting information tied together in a unified, easy-to-consume user experience? Start powering the transformation of the networking operations teams by standardizing on the Cisco Nexus Dashboard experience. Meet and exceed critical business mandates of agility and availability as you operate your secure, intent-based data center from Cisco Nexus Dashboard.

---

## Cisco Capital

### **Flexible payment solutions to help you achieve your objectives**

Cisco Capital® makes it easier to get the right technology to achieve your objectives, enable business transformation, and help you stay competitive. We can help you reduce the total cost of ownership, conserve capital, and accelerate growth. In more than 100 countries, our flexible payment solutions can help you acquire hardware, software, services, and complementary third-party equipment in easy, predictable payments.

[Learn more.](#)

## Support

As applicable, Cisco will provide support for the product as described here:

[https://www.cisco.com/c/dam/en\\_us/about/doing\\_business/docs/cisco-software-support-service.pdf](https://www.cisco.com/c/dam/en_us/about/doing_business/docs/cisco-software-support-service.pdf).

## Document history

**Table 12.** Document history

New or revised topic	Described in	Date
First draft		May 1, 2021
Second draft		May 12, 2021
Third draft		December 15, 2021
Fourth draft		March 14, 2022
Fifth draft		May 23, 2023

s

**Americas Headquarters**  
Cisco Systems, Inc.  
San Jose, CA

**Asia Pacific Headquarters**  
Cisco Systems (USA) Pte. Ltd.  
Singapore

**Europe Headquarters**  
Cisco Systems International BV Amsterdam,  
The Netherlands

Cisco has more than 200 offices worldwide. Addresses, phone numbers, and fax numbers are listed on the Cisco Website at <https://www.cisco.com/go/offices>.

Cisco and the Cisco logo are trademarks or registered trademarks of Cisco and/or its affiliates in the U.S. and other countries. To view a list of Cisco trademarks, go to this URL: <https://www.cisco.com/go/trademarks>. Third-party trademarks mentioned are the property of their respective owners. The use of the word partner does not imply a partnership relationship between Cisco and any other company. (1110R)