

# ةلسلس نم رادصا حاتفم تيبتت نيوكت لاثم و بيولا ةهجاو لالخ نم Expressway رم اوألا رطس ةهجاو

## تايوت حمل

[ةمدقم](#)

[ةيساس أالا تابلطت](#)

[تابلطت](#)

[ةمدختسم لاثم و نيوكت](#)

[نيوكت](#)

[بيولا ةهجاو رادصا حاتفم تيبتت لاثم](#)

[رم اوألا رطس ةهجاو رادصا حاتفم تيبتت لاثم](#)

[ةحصلا نم ققحت](#)

[بيولا ةهجاو لالخ رادصا حاتفم تيبتت ةحصلا نم ققحت](#)

[رادصا حاتفم تيبتت ل \(CLI\) رم اوألا رطس ةهجاو ةهجاو نم ققحت](#)

[اهجالص او ءاطخ أالا فاشكتسا](#)

## ةمدقم

بيولا ةهجاو ربيع Cisco Expressway Series زاهج رادصا حاتفم تيبتت دننسم ل اذه فصي (CLI) رم اوألا رطس ةهجاو.

Cisco نم TAC سدنهم ، ل و ل ك يام ةطساوب ةمهاسم ل تمت.

## ةيساس أالا تابلطت

### تابلطت

ةيلا ل عيضاوم ل اب ةفرعم كيدل نوكت نأب Cisco ي صوت:

Expressway تيبتت

بيولا ةهجاو ربيع هيلا ل و صولا نكمي حل اص IP ناونع قيبتت و حاجن ب Expressway تيبتت م ت (رم اوألا رطس ةهجاو) CLI وأ.

هي قلت و Expressway ل يلسلس تال مقرلل حل اص رادصا حاتفم ل بلط مي دقت م ت.

ةطساوب لوؤسم ل باسحو (CLI ةطساوب) رذجل نم لك عم Expressway ل ل و صول اب عت م ت CLI وأ بيولا ةهجاو.

Cisco.com نم Expressway جم انرب ةي قرت ةروص لي زنن ب مق.

[ةي قرت ل و تيبتت ل ا ةلدا](#): انه تيبتت ل ا ةلدا يلع روثل ل نكمي: **ةطحالم**



ديربال ودبويو، قفاوم اذهو، VCS ل وه ينورتكلالال ديربالا لىل لاثملا: **ةظحالم**  
وه امك Expressway ةلسلسل ينورتكلالال

دنتسملا اذه قاطن جراخ PAK لىل ةلثمأ دجوت: **ةظحالم**.

## ينورتكلالال ديربالا لىل لاثم

You have received this email because your email address was provided to Cisco Systems during the Serial Number Lookup process for software license activation key/file. Please read this email carefully and forward it with any attachments to the proper system administrator if you are not the correct person.

```
System Serial Number      : 0B616767
Hardware Serial Number    : 0B616767
MAC Address               : 000000000000
Service Contract          : -
SC End Date               : -

Software Part Name        : L-VCS-FINDME:
Tandberg Item No         : L-VCS-FINDME:VCS - Enable User Policy feature
Shipped Version           : -
Shipped Version Key       : 116341U00-1-1C328745
Shipped Image URL        : -
Upgrade To                : -
Upgrade To Key            : 7513492028475672
Upgrade To Image URL     : -
```

Sample Release  
Key

```
Options
Cisco Option Name         :LIC-VCS-300:
Tandberg Option Name     :116341X300:VCS - add 300 non-traversal calls
Option Key                :116341X300-1-7D03B558
```

```
Options
Cisco Option Name         :LIC-VCS-DEVPROV:
Tandberg Option Name     :116341P00:VCS - Enable Device Provisioning
Option Key                :116341P00-1-1FEB68A1
```

```
Options
Cisco Option Name         :LIC-VCS-GW:
Tandberg Option Name     :116341G00:VCS - Enable GW feature
Option Key                :116341G00-1-96554215
```

مق. بيو ضرعتسم مادختساب Expressway ب ةصاخلا بيولا ةهجاو لىل لوصولا 2 ةوطخلا  
Expressway ةلاحة شاش لىل كلقن متيو لوؤسم باسح مادختساب لوخدلا ليجستب

دنتسملا اذه يف دمعتم لكش ب ماقرالأ ضع بسمط متي: **ةظحالم**.



Note: Login brings us to the status screen

This system has 6 alarms

**Status** System Configuration Applications Users Maintenance

**Overview** You are here: [Status](#) > Overview

**Invalid release key.** Release key is missing: the system is in demonstration mode and has limited functionality; contact your Cisco support representative to buy your release key.

**System information**

System name	EXP-Core
Up time	6 days 15 hours 7 minutes 51 seconds
Software version	X8.7.3
IPv4 address	117
Options	1 Rich Media Sessions, Encryption, Interworking, Expressway Series.

**Resource usage (last updated: 12:53:04 UTC)**

Rich media session calls	Current video	0
	Current audio (SIP)	0
	Peak video	0
	Peak audio (SIP)	0
	Since last restart video	0
	Since last restart audio (SIP)	0
Rich media sessions	License usage current	0%
	License usage peak	0%

Note also, our release key is invalid.

عملية قوف رورم ال. رادصلإا حاتفم تيبتثل ةبسانملا ةشاشلا إلى لقتنا 3: ةوطخلال ةنايص بيوبتلال.



This system has 6 alarms

**Status** System Configuration Applications Users **Maintenance**

**Overview** You are here: [Status](#) > Overview

**Invalid release key.** Release key is missing: the system is in demonstration mode and has limited functionality; contact your Cisco support representative to buy your release key.

**System information**

System name	EXP-Core
Up time	6 days 15 hours 7 minutes 51 seconds
Software version	X8.7.3
IPv4 address	117
Options	1 Rich Media Sessions, Encryption, Interworking, Expressway Series.

**Resource usage (last updated: 12:53:04 UTC)**

Rich media session calls	Current video	0
	Current audio (SIP)	0
	Peak video	0
	Peak audio (SIP)	0
	Since last restart video	0
	Since last restart audio (SIP)	0
Rich media sessions	License usage current	0%
	License usage peak	0%

Click on Maintenance

رايخلال حيتافم قوف ررنا، ةمئاقال روهظ دنع 4: ةوطخلال.



Navigation tabs: Status, System, Configuration, Applications, Users, Maintenance

Overview section:

- Invalid release key: Release key is missing: the system is in demonstrationality, contact your Cisco support representative to buy your release key.

System information:

System name	EXP-Core
Up time	6 days 15 hours 7 minutes 51 seconds
Software version	X8.7.3
IPv4 address	10.10.10.117
Options	1 Rich Media Sessions, Encrypted

Resource usage (last updated: 12:53:04 UTC)

Rich media session calls	Current video	0
	Current audio (SIP)	0
	Peak video	0
	Peak audio (SIP)	0
	Since last restart video	0
	Since last restart audio (SIP)	0
Rich media sessions	License usage current	0%
	License usage peak	0%

Menu items: Upgrade, Logging, Option keys, Tools, Security certificates, Backup and restore, Diagnostics, Maintenance mode, Language, Restart options

Callout box: Click on Option Keys

حالتفم لرح كانه نوكيسف ، اديج اتيبثت اذه ناك اذاو رادصلال حالاتفم مسق ظحال 5 ةوطخال ةميقب اقبسم رخ Expressway تيبتبثب صاخال رادصلال حالاتفم لرح علم متي . غراف رادصلال هذه يف رادصلال حالاتفم نييعل ةيقرتل راخ مادختس كنكمي . يلال رادصلال حالاتفم ةلال

حالتفم ريغتي . ةيونال رادصلال تايقرت نيي رادصلال حالاتفم ريغتي ال : ةظحال 8.x الى 7.x لثم ةيسئلارا رادصلال تايقرت نيي طقف رادصلال

رادصلال حالاتفم لرح يف هقصلو كب صاخال رادصلال حالاتفم خسنب مق



### Option keys

You are here: Maintenance > Option keys

**Invalid release key:** Release key is missing: the system is in demonstration mode and has limited functionality; contact your Cisco support representative to buy your release key.

Key	Description	Status
<input type="checkbox"/> 116341E00-1-2B872ED6	Expressway Series	Active

Delete Select all Unselect all

**Information**

The 16-character release key for this software. Warning: if this is invalid the system will run with restricted functionality.

Range: must be exactly 16 characters

**System information**

Serial number: 0DE16F47

Active options: 1 Rich Media Sessions, Encryption, Interworking, Expressway Series.

**Software option**

Add option key

Add option

Note the Release Key field is blank if a new Expressway Series Device. This field may be pre-populated if a release key is already installed or upgrading from a prior version. Copy your new release key into this field.

**Release key**

Release key

Set release key

**Current licenses**

Traversal calls	1
-----------------	---

رادصإا اءافم لقء ف قصلم رادصإا اءافم ةفؤر كنكمف :6 ةوطءلا

Option keys

You are here: Maintenance > Option keys

**Invalid release key:** Release key is missing: the system is in demonstration mode and has limited functionality; contact your Cisco support representative to buy your release key.

Key	Description	Status	Validity period
<input type="checkbox"/> 116341E00-1-2B872ED6	Expressway Series	Active	Unlimited

Delete Select all Unselect all

System information

Serial number: ODE16F47  
Active options: 1 Rich Media Sessions, Encryption, Interworking, Expressway Series.

Software option

Add option key

Add option

Release key

Release key

Here I've pasted in the Release Key I received for this Expressway

Set release key

Current licenses

Traversal calls: 1

رادصإلا حاتفم نييعت قوف رقنا :7 ؤوطخإلا

Option keys

You are here: Maintenance > Option keys

**Invalid release key.** Release key is missing, the system is in demonstration mode and has limited functionality; contact your Cisco support representative to buy your release key.

Key	Description	Status	Validity period
<input type="checkbox"/> 116341E00-1-2B872ED6	Expressway Series	Active	Unlimited

Delete Select all Unselect all

**System information**

Serial number: 0DE16F47  
Active options: 1 Rich Media Sessions, Encryption, Interworking, Expressway Series.

**Software option**

Add option key  *i*

Add option

**Release key**

Release key: 7800812430795357 *i*

Set release key Click Set release key

**Current licenses**

Traversal calls	1
-----------------	---

على أي رهظت يتال ةبل اظام ال في ليغشت ال ةداع لي بعش ال طابترال ا قوف رقنا: 8 ةوطخل ال Expressway ل ليغشت ةداع ال ةحفصل ال





### Option keys

**Saved:** The release key has been updated, however a [restart](#) is required for it to take effect.

Notice how a message comes up saying I need to restart. Click on the Restart hyperlink and follow the steps from there. Once rebooted, the key will be installed.

**Invalid release key:** Release key is missing; the system is in demonstration mode and has limited functionality; contact your Cisco support representative to buy your release key.

Key	Description	Status	Validity period
<input type="checkbox"/> 116341E00-1-2B872ED6	Expressway Series	Active	Unlimited

Delete Select all Unselect all

**System information**

Serial number: 0DE16F47

Active options: 1 Rich Media Sessions, Encryption, Interworking, Expressway Series.

**Software option**

Add option key:

Add option

**Release key**

Release key: 7800812430795357

Set release key

### Current licenses

رادصإلإ حاتفم تيبتتلة قرتل رايخ: ينال رايخل

يف قرتلاب مق م ث، لبق نم تناك امك ةنايصلال قوف رقنا، بيولا ةهجاو نم: 1 ةوطخلال ةقتبئمال ةمئاقلال.

[Status](#)
[System](#)
[Configuration](#)
[Applications](#)
[Users](#)
**Maintenance**

[Upgrade](#)
You are here: [Maintenance](#) > [Upgrade](#)

Component	Release key
B2BUA Presence Relay	
B2BUA Service	
c_mgmt	
collectdsupport	
oaksupport	
stringencoderssupport	
System platform	7800812430795357
traffic_server	
xcp-vcs	
xcpsupport	

**Maintenance**

- Upgrade**
- Logging
- Option keys
- Tools
- Security certificates
- Backup and restore
- Diagnostics
- Maintenance mode
- Language
- Restart options

Click on Maintenance Tab>Upgrade

**Upgrade component**

WARNING: You should backup the system before upgrading. [System backup](#)

Select file  No file selected.

ةيقرتلا نوكم مسق ىرت ،ةيقرتلا ةشاش في 2 ةوطخلا

Expressway ءم انرب ةيقرت ةروص ليزن تب تمق ك ان دن تسملا اذ ءضرت في :ةظءالم  
 ءل ءملا رت وءبم كءلا ءل Software

اهل ليزن تب تمق ءل Expressway ةيقرت ةروص ءقوم ءءءل ضارءتس ءوف رءنا

## Upgrade

You are here: Maintenance &gt; Upgrade

Component	Version	Release key
B2BUA Presence Relay	1.0-oak-v8.7.3-rc-2	
B2BUA Service	1.0-oak-v8.7.3-rc-2	
c_mgmt	8.6-1.0.321052	
collectsupport	5368	
oaksupport	5368	
stringencoderssupport	5368	
System platform	X8.7.3	7800812430795357
traffic_server	5368	
xcp-vcs	1.0-oak-v8.7.3-rc-2	
xcpsupport	5368	

**Upgrade component**

WARNING: You should backup the system before upgrading. [System backup](#)

Select file  No file selected.

Click Browse to locate your upgrade software on your local machine and then upload.

نم قصل اوخسنا. اه بلط دنع رادصل اجات فم لقح يف رادصل اجات فم ةم يق لخدا: 3 ةوطخلال  
نم 8.8.3 الى 8.7.3 نم، ةلاجال هذه لثم ةطي سب ةي قرت هذه تناك اذا و ا ينورتكل الى ديربل  
ةشاشلا سفن نم اه قصل واهخسنا.



Upgrade

You are here: Maintenance > Upgrade

Component	Version	Release key
B2BUA Presence Relay	1.0-oak-v8.7.3-rc-2	
B2BUA Service	1.0-oak-v8.7.3-rc-2	
c_mgmt	8.6-1.0.321052	
collectdsupport	5368	
oaksupport	5368	
stringencoderssupport	5368	
System platform	X8.7.3	7800812430795357
traffic_server	5368	
xcp-vcs	1.0-oak-v8.7.3-rc-2	
xcpsupport	5368	

**Information**  
The 16-character release key for the new software version. This is not required if you are upgrading to a dot release, for example from 1.0 to 1.1.

**Upgrade component**

WARNING: You should backup the system before upgrading. [System backup](#)

Select file  s42700x8\_8\_3.tar.gz

Release key

Once the release key is pasted, you can click upgrade and then follow the steps from there. Do not leave the screens that follow or you will have to start over. The image will first upload, then it gets installed and finally you restart the Expressway. Once it is restarted and comes back up, it should be on the new release and the release key can be verified exactly the same as with a fresh install.

مدختسأ Expressway. لي غشت ةداعإ درجمب، حي حص لكشب رادصلإا تي بثت نم ققحت دن تسمل اذه نم ققحتلا مسق يف ني تظحال مل ني تقيرطلا

## رم اوألا رطس ةهجاو رادصلإا حتفم تي بثت لاثم

مادختسإ نمضتت نيأ ن ةيلمع هذه. رم اوألا رطس ةهجاو ربع رادصلإا حتفم تي بثت مق ةي فرط ةاكاحم جمان رب قيبطتو Windows نم لاثملا اذه يف PSCP (SCP) ليمع (CMD) رمأ هجوم PuTTY لثم.

دوجو مدع نم دكأت. يداع ASCII يصن فلم ىلإ ك ب صاخلا رادصلإا حتفم خسنأ: 1 ةوطخل ررحم قيبطت يف رادصلإا حتفم خسنأ. اهذعب وأ رادصلإا حتفم ةميق لبق تافاسم **release-key.txt** ةئيه ىلع فلملا ظفحأ ك ب صاخلا صوصنلا

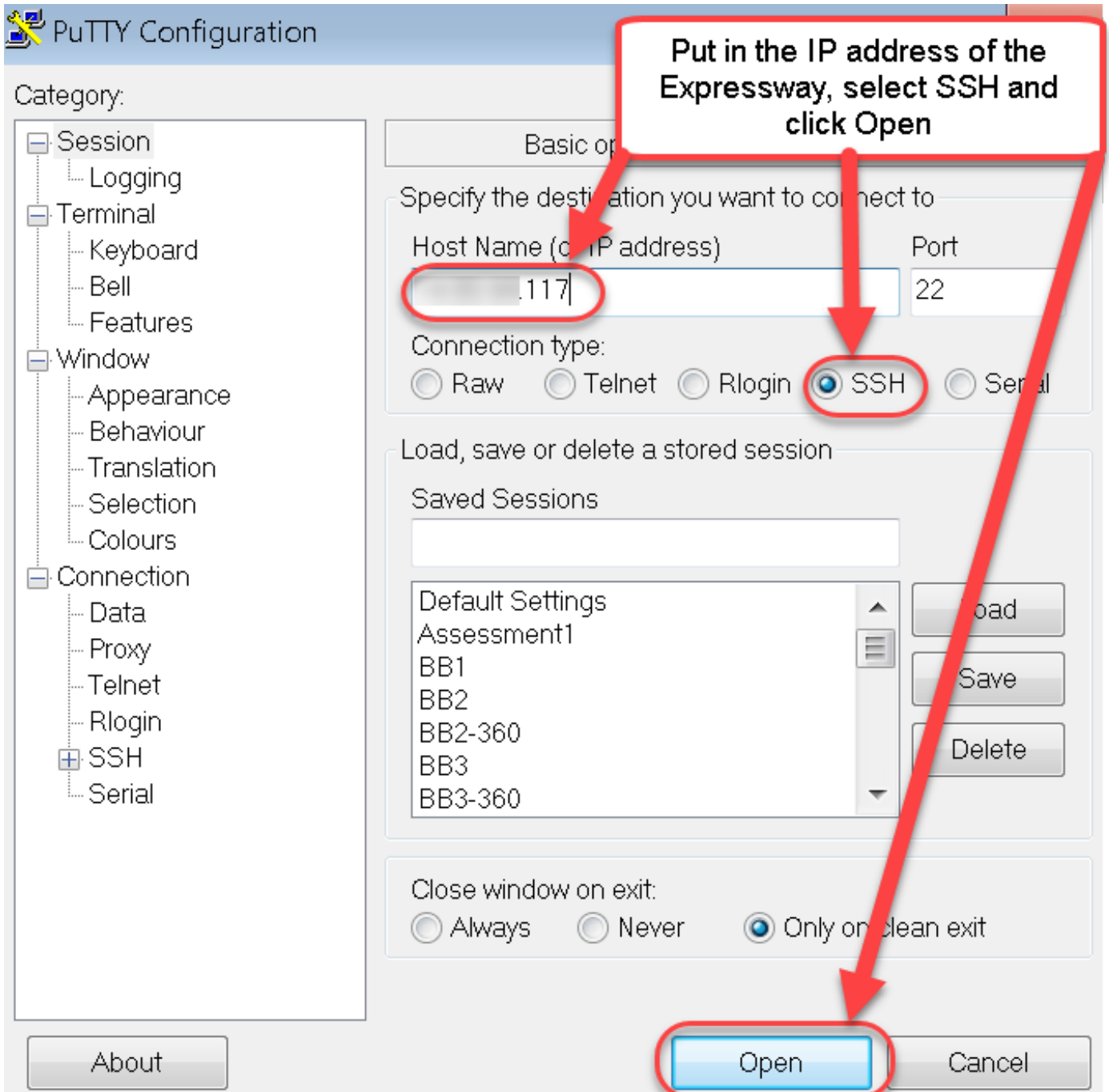


هذه خسننا. انه مدمدختسملا 8.8.3 لثم ،اهيلا يقرتلا ديرت يتلا ةروصللا خسننا 3: ةوطخللا ةروصللا جم انرب نأ ينعي امم ، 100% ةبسنن ربهظت يتلا ةلاحلا نم ققحت .PSCP رب ةروصللا Expressway ديهمت ةداعلا زهاج تنأو Expressway ىلإ هل قن مت دق

```
C:\Users\jawa11>cd desktop
C:\Users\jawa11\Desktop>pscp release-key.txt root@.117:/tmp/release-key
Using keyboard-interactive authentication.
Password:
release-key.txt          | 0 kB | 0.0 kB/s | ETA: 00:00:00 | 100%
C:\Users\jawa11\Desktop>pscp s42700x8_8_3.tar.gz root@.117:/tmp/tandberg-image.tar.gz
Using keyboard-interactive authentication.
Password:
s42700x8_8_3.tar.gz     | 474310 kB | 577.7 kB/s | ETA: 00:00:00 | 100%
```

Note, the installation is complete. Now we go to Putty and restart the Expressway via CLI from an SSH session. Alternatively, you can reboot the Expressway from the Web Interface.

بثك او PuTTY حتفا . Expressway ىلإ SSH ةسلج رب ع Expressway ديهمت ةداعلا ب مق : 4 ةوطخللا حتفلل SSH قوف رقنا . Expressway ب صاخلا IP ناو نع يف



اهب لظ دنع لوؤسم باسح مادختساب Expressway لى لوخدلا لجس وحتف قوف رقنا 5 ةوطخل  
 ليغشت ةداعل حيحصلا رمالا رفوت نم ققحت . اهب لظ دنع لوؤسم ل باسح رورم ةملك لخدأ  
 دكؤي . رمالا ةحص نم دكأتلل لاؤسو ةفاسم ةمالعب اعوبتم رمالا لخدأ Expressway.  
 ديهمت ةداعل xCommand boot رمالا لخدأ XCommand ديهمت ليغشت ةداعل مت هنا Expressway  
 Expressway.



```

login as: admin
Using Keyboard-Interface
Password:
Login as admin or whatever account you have set as admin, as long as that account has FULL admin privileges.

5 alarms:
* warning NTP server not available - The system is unable to obtain the correct time and date from any of the NTP servers
* warning Insecure password in use - The root user has the default password set
* warning Configuration warning - For phone book requests to work correctly, authentication policy must be enabled on the Default Subzone and any other relevant subzone; authentication must also be enabled on the Default Zone if the endpoints are not registered
* warning Date and time not validated - The system is unable to obtain the correct time and date from any of the NTP servers
* warning Configuration warning - For provisioning to work correctly, authentication policy must be enabled on the Default Zone and any other relevant zone that receives provisioning requests

Last login: Mon Nov 28 13:42:52 UTC 2016
FANGSENG Video Communication Server X8-7.3
SV Release date: 2016-04-14 10:20, build

OK
Command Boot ?
?h xCommand Boot
Reboots the VCS.

Command Boot

OK
Dataport reboot request, rebooting
The system is going down for reboot NOW!

```

Login as admin or whatever account you have set as admin, as long as that account has FULL admin privileges.

Here, I use the CLI help feature of "xCommand Boot ?" to verify I have the right command syntax to reboot the expressway. Note the reference to VCS even though this is an Expressway. This is normal as the two products share a code base.

Now, I reboot the Expressway to upgrade it. The cool thing here, is you do not have to actually upgrade the Expressway, you can re-install the same image. In this case, I actually upgraded it.

اذه كبة صاخلا PuTTY ةسلج قلغتو ديهمتلا ةداع| ةيلمع يف هنا Expressway ضموي ديهمت ةداع| قرغتسي Expressway. ديهمت ةداع| دنع هؤاهن| متي لاصتالا نال يداع كولسلا لكشب تبثملا رادصلا حاتفم ةحص نم ققحت. قئاقد سمخ يلا ثالت نم عيرسلا قيرطالا اذه نم ققحتلا مسق يف ظحالم وه امك (CLI) رم اوألا رطس ةهجاو وأ بيولا ةهجاو ربع اما حيحص دن تسلملا.

## ةحصلا نم ققحتلا

### بيولا ةهجاو يلع رادصلا حاتفم تبثت ةحص نم ققحتلا

بيولا ةهجاو يف رادصلا حاتفم تبثت نم ققحتلا امه ب كنكمي ناتقيرط كانه:

رادصلا حاتفم لققح ددحو اقبسم هيللا ةراشالا تمت امك تارايلالا حاتفم ةحص عجار: 1 رايخلا



Option keys

You are here: Maintenance > Option keys

Key	Description	Status	Validity period
<input type="checkbox"/> 116341E00-1-2B872ED6	Expressway Series	Active	Unlimited

Delete Select all Unselect all

System information

Serial number: ODE16F47  
Active options: 0 Rich Media Sessions, Encryption, Interworking, Expressway Series.

Software option

Add option key

Add option

Release key

Release key

Set release key

After restart, I verify the key installed by checking the Release Key field is now populated.

Current licenses

Traversal calls: 0

اقبس م ةراشإلا تم ت امك ةققرتلا ةحفص نم ققحت :2 رايخلا

Status System Configuration Applications Users Maintenance

Help Logout

You are here: Maintenance > Upgrade

### Upgrade

Component	Version	Release key
B2BUA Presence Relay	1.0-oak-v8.7.3-rc-2	
B2BUA Service	1.0-oak-v8.7.3-rc-2	
c_mgmt	8.6-1.0.321052	
collectdsupport	5368	
oaksupport	5368	
stringencoderssupport	5368	
System platform	X8.7.3	
traffic_server	5368	7800812430795357
xcp-vcs	1.0-oak-v8.7.3-rc-2	
xcpsupport	5368	

Upgrade component

WARNING: You should backup the system before upgrading. [System backup](#)

Select file  No file selected.

You can also verify by checking the upgrade option under the Maintenance Tab. Note the release key is now visible under the release key column of this page.

## رادصإلا حاتفم تيبتتل (CLI) رماوإلا رطس ةهجاو ةهجاو نم ققحتلا

ىلإ SSH لمع ةسلج لالخنم (CLI) رماوإلا رطس ةهجاو ربع رادصإلا حاتفم تيبتتل نم ققحت اذه يف اقبسمة هتظالم تمت امك لوؤسم باسح مادختساب لوخدلا لفس. رماوإلا رطس ةهجاو ةظالم كنكمي. xStatus SystemUnit Software رمالا لاخذ كنكمي، لوصولا درجمبو. دنتسملال رادصإلا حاتفم تيبتتو ةيقرتلال حاجن:

```
login as: admin
Using keyboard-interactive authentication.
Password:
5 alarms:
 * warning NTP server not available - The system is unable to contact an NTP
server
 * warning Insecure password in use - The root user has the default password
set
 * warning Configuration warning - For phone book requests to work correctly,
authentication policy must be enabled on the Default Subzone and any other rele
vant subzone; authentication must also be enabled on the Default Zone if the end
points are not registered
 * warning Date and time not validated - The system is unable to obtain the c
orrect time and date from any of the NTP servers
 * warning Configuration warning - For provisioning to work correctly, authen
tication policy must be enabled on the Default Zone and any other relevant zone
that receives provisioning requests

TANDBERG Video Communication Server X8.8.3
SW Release date: 2016-10-12 11:14, build
OK

xstatus systemunit software
c SystemUnit: /
Software:
Build: "oak_v8.8.3_rc_1"
Configuration:
AdvancedAccountSecurity: "False"
DeviceProvisioning: "True"
DualNetworkInterfaces: "False"
Encryption: "True"
EnhancedOCSCollaboration: "False"
Expressway: "False"
ExpresswaySeries: "True"
FindMe: "True"
Interworking: "True"
NonTraversalCalls: "750"
Registrations: "0"
StarterPack: "False"
TPRoom: "0"
TraversalCalls: "0"
UserDevice: "0"
Name: "s42700"
ReleaseDate: "2016-10-12"
ReleaseKey: "7800812430795357"
Version: "X8.8.3"
^C/END
OK
```

Using Putty to SSH, as noted previously, I login as admin.


Once logged in, I use the command "xstatus systemunit software" to verify both my software version (in this case, my upgrade succeeded) and release key installed towards the bottom of the output.

## اهال صاوا عا طخال فاشكتسا

رايخ حاتفم لخدأ Cisco Expressway. لىل ع رادصا حاتفم تي بثت دن ع لكاشم يا كيدل دجوت ال دع ت يتلا ةي قرتلاب موقت ام دن ع رايخ حاتفم لخدأ وا Expressway في رادصا حاتفم لقح يف هذه ةي ادب في ف روكذملا ينورتكلال دي ربالا لاثم حضوي. لش فلل اعويش رثكال بابسا ال في رايخ حاتفم لخدأ دن ع ا طخ شدي. رادصا حاتفم لىل ةفاضال اب تارايل ال حاتفم ةلاقم ال رادصا حاتفم لقح:

Option keys

You are here: [Maintenance](#) > Option keys

 Saved: The release key has been updated, however a restart is required for it to take effect.

Key	Description	Status	Validity period
<input type="checkbox"/> 116341E00-1-2B872ED6	Expressway Series	Active	Unlimited

[Delete](#) [Select all](#) [Unselect all](#)

System information


Serial number: 0DE16F47  
 Active options: 0 Rich Media Sessions, 0 Room Systems, 0 Desktop Systems, Encryption, Interworking, FindMe, Device Provisioning, Expressway Series.

Software option

Add option key

[Add option](#)

Release key

Release key  

[Set release key](#)

Here, I've made a mistake which is one of the most common causes of a release key installation failure. Specifically, I've tried to install an option key as a release key. The Expressway will allow me to make this mistake and will not show the error until I have fully restarted/rebooted the Expressway. Just as before, I've pasted in the "bad" key in the release key field, clicked on "Set release key" and now as before I am being prompted to restart the Expressway.

Current licenses

Traversal calls	0
Desktop System License	0
Room System License	0

لاخد ا عم Expressway لي غشت ة دا عاب مق . رادص ا ا حات فم ل قح ي ف ة م ي ق ي ا Expressway ل بق ي  
 "ح ل اص ري غ رادص ا حات فم ا ط خ ي ق ل ت س و ة ح ي ح ص ري غ ة م ي ق



Option keys

You are here: Maintenance > Option keys

**Invalid release key.** Release key is missing: the system is in demonstration mode and has limited functionality; contact your Cisco support representative to buy your release key.

Key	Description	Status	Validity period
<input type="checkbox"/> 116341E00-1-2B872ED6	Expressway Series	Active	Unlimited

Delete Select all Unselect all

System information

Serial number: 0DE16F47  
Active options: 1 Rich Media Sessions, 0 Room Systems, 0 Desktop System Encryption, Interworking, FindMe, Device Provisioning, Expressway Series.

Software option

Add option key

Add option

Release key

Release key

Set release key

Current licenses

Traversal calls	1
Desktop System License	0
Room System License	0

Ugh, now I have a very Unhappy Expressway because I installed an option key as a release key. Note the option key showing as the release key now with the big red warning at the top?  
To fix this error, I simply use the procedure in this document to install a proper RELEASE KEY and not an option key.

طرشلا اذه جي حصت دنتمسلا اذه يف حضوم وه امك رادصا حاتفم تيبتب مق

يف رهظي يذلا يلسلستلا مقرلاب تارايلخا حاتفم و رادصا حاتفم طبترت: **ةظحالم** شدي نأ نكمي يذلا) يلسلستلا ريغتلا ناك اذا، بيولا ةهجاو نم نميالا يلسلسلا نكرلا ةداعوا تارايلخاو رادصا حاتفم عاشن ةداعا مزليسا (يرهاظلا زاهجلل ةزهجالا ريغت عم اهتبتب)

لاطعألا نم ىرخأ عاونأ ياف ةدعاسملا Cisco TAC كارشاب مق

ةمچرتل هذه ل و ح

ةلأل تاي نقتل ن م ة و مچ م ادخت ساب دن تسم ل ا اذ ه Cisco ت مچرت  
م ل ا ل ا ا ن ا ع مچ م ف ن م دخت س م ل م عد و ت م م م دقت ل ة م ش ب ل و  
م ك ة ق م ق د ن و ك ت ن ل ة مچرت ل ض ف ا ن ا ة ظ ح ا ل م م چ ر م . ة ص ا خ ل م ه ت غ ل ب  
Cisco مچرت م ا م د ق م م ا ل ة م ف ا ر ت ح ا ل ا ة مچرت ل ا م ل ا ح ل و ه  
ل ا م ا د ع و چ ر ل ا ب م ص و ت و ت ا مچرت ل ا ه ذ ه ق د ن ع ا ه ت م ل و ئ س م  
Systems (ر ف و ت م ط ب ا ر ل ا) م ل ص ا ل ا م ل م چ ن ل ا دن ت س م ل ا